

M. M. THAKKAR & CO.
CHARTERED ACCOUNTANTS

1, Galaxy Commercial Centre, 1st Floor, Jawahar Road, Rajkot- 360001.
Phones: (0281) 2224290 • e-mail: dmthakkar@hotmail.com

INDEPENDENT AUDITOR'S REPORT

Opinion

We have audited the financial statements of The Rajkot Municipal Corporation, Rajkot which comprise the Balance Sheet as at 31st March 2020, and the Income and Expenditure Statement for the year then ended, and notes to the financial statements, including a summary of significant accounting policies and other explanatory information.

In our opinion and to the best of our information and according to the explanations given to us, the aforesaid financial statements give a true and fair view in conformity with the accounting principles generally accepted in India, of the state of affairs of the entity as at March 31, 2020, and the Excess of Income over Expenditure of the The Rajkot Municipal Corporation, Rajkot for the year ended on that date.

Basis for Opinion

We conducted our audit in accordance with the Standards on Auditing (SAs) issued by Institute of Chartered Accountants of India. Our responsibilities under those Standards are further described in the Auditor's Responsibilities for the Audit of the Financial Statements section of our report. We are independent of the entity in accordance with the Code of Ethics issued by the Institute of Chartered Accountants of India, and we have fulfilled our other ethical responsibilities in accordance with these requirements and the Code of Ethics. We believe that the audit evidence we have obtained is sufficient and appropriate to provide a basis for our opinion.

Responsibilities of Management for the Financial Statements

Management is responsible for the preparation of these financial statements that give a true and fair view of the financial position, financial performance. This responsibility also includes maintenance of adequate accounting records in accordance with the provisions of the Act for safeguarding of the assets and for preventing and detecting frauds and other irregularities; selection and application of appropriate accounting policies; making judgments and estimates that are reasonable and prudent; and design, implementation and maintenance of adequate internal financial controls, that were operating effectively for ensuring the accuracy and completeness of the accounting records, relevant to the preparation and presentation of the financial statements that give a true and fair view and are free from material misstatement, whether due to fraud or error. In preparing the financial statements, management is responsible for assessing the entity's ability to continue as a going concern, disclosing, as applicable, matters related to going concern and using the going concern basis of accounting unless the Management either intends to liquidate the entity or to cease operations, or has no realistic alternative but to do so. Management is also responsible for overseeing the entity's financial reporting process.

Auditor's Responsibilities for the Audit of the Financial Statements

We have conducted a limited scope audit in accordance with the Standard on Review Engagement (SRE) 2400, Engagements to Review Financial Statements issued by the Institute of Chartered Accountants of India. This standard requires that we comply with ethical requirements and plan and perform the audit to obtain reasonably moderate assurance about whether the financial statements are free from material misstatement.



Our objectives are to obtain reasonable assurance about whether the financial statements as a whole are free from material misstatement, whether due to fraud or error, and to issue an auditor's report that includes our opinion. Reasonable assurance is a high level of assurance, but is not a guarantee that an audit conducted in accordance with SAs will always detect a material misstatement when it exists. Misstatements can arise from fraud or error and are considered material if, individually or in the aggregate, they could reasonably be expected to influence the economic decisions of users taken on the basis of these financial statements.

The audit is limited primarily to inquiries of personnel of the local body and accounting and analytical procedures applied to financial data. We have not performed all the substantive tests under the audit and accordingly, our expressed audit opinion thus is based upon our verification. The audit has been confined to scrutiny of ledger accounts with complete traceability of movements in the transactions during the year to various elements of the financial statements, corroborating with corresponding comparatives. This statement is the responsibility of the management. Our responsibility is to issue a report on these financial statements based on our audit.


As part of an audit in accordance with SAs, we exercise professional judgment and maintain professional skepticism throughout the audit.

We also:

- Identify and assess the risks of material misstatement of the financial statements, whether due to fraud or error, design and perform audit procedures responsive to those risks, and obtain audit evidence that is sufficient and appropriate to provide a basis for our opinion. The risk of not detecting a material misstatement resulting from fraud is higher than for one resulting from error, as fraud may involve collusion, forgery, intentional omissions, misrepresentations, or the override of internal control.
- Evaluate the appropriateness of accounting policies used and the reasonableness of accounting estimates and related disclosures made by management.
- Conclude on the appropriateness of management's use of the going concern basis of accounting and, based on the audit evidence obtained, whether a material uncertainty exists related to events or conditions that may cast significant doubt on the Company's ability to continue as a going concern. If we conclude that a material uncertainty exists, we are required to draw attention in our auditor's report to the related disclosures in the financial statements or, if such disclosures are inadequate, to modify our opinion. Our conclusions are based on the audit evidence obtained up to the date of our auditor's report. However, future events or conditions may cause the entity to cease to continue as a going concern.
- Evaluate the overall presentation, structure and content of the financial statements, including the disclosures, and whether the financial statements represent the underlying transactions and events in a manner that achieves fair presentation.

We communicate with the management regarding, among other matters, the planned scope and timing of the audit and significant audit findings that we identify during our audit.

For M. M. THAKKAR & CO.
Chartered Accountants
Firm Reg. No.: 110905W


D. M. Thakkar
Partner

M.No.: 103762
UDIN : 21103762AAAAIO1037
Place : Rajkot
Date : 2nd July. 2021



Rajkot Municipal Corporation
BALANCE SHEET FOR THE YEAR ENDED 31-03-2020

Amount in Lakhs

CODE NO	DESCRIPTION OF ITEM	SCHEDULE NO.	AMT RS.
	LIABILITIES		
	RESERVE & SURPLUS		
3-10	MUNICIPAL FUND	B-1	77,460.95
3-11	EARMARKED FUNDS	B-2	22,942.06
3-12	RESERVES		-
	TOTAL RESERVES & SURPLUS		1,00,403.01
3-20	GRANTS, CONTRIBUTIONS FOR SPECIFIC PURPOSES	B-3	14,942.42
	LOANS		
3-30	SECURED LOANS	B-4	276.28
3-31	UNSECURED LOANS		-
	TOTAL LOANS		276.28
	CURRENT LIABILITIES AND PROVISIONS		
3-40	DEPOSITS RECEIVED	B-5	34,096.84
3-41	DEPOSIT WORKS		-
3-50	OTHER LIABILITIES	B-6	18213.38
3-60	PROVISIONS		-
	TOTAL CURRENT LIABILITIES AND PROVISIONS		52,310.22
	TOTAL LIABILITIES		1,67,931.94
	ASSETS		
	FIXED ASSETS		
4-10	GROSS BLOCK	B-7	47993.09
4-11	LESS: DEPRECIATION		4587.15
	NET BLOCK		43405.94
4-12	CAPITAL WORK-IN- PROGRESS		-
	TOTAL FIXED ASSETS		43,405.94
	INVESTMENTS		
4-20	INVESTMENT -GENERAL FUND	B-8	47429.95
4-21	INVESTMENT -OTHER FUND	B-9	17397.26
	TOTAL INVESTMENTS		64,827.20
	CURRENT ASSETS, LOANS AND ADVANCES		
4-30	STOCK IN HAND (INVENTORIES)		-
4-31	SUNDRY DEBTORS (RECEIVABLES)		-
	GROSS AMOUNT OUTSTANDING	B-10	49,574.23
4-32	LESS: ACCUMULTED PROVISION AGAINST BAD AND DOUBTFUL RECEIVABLES	B-11	19,201.66
	NET AMOUNT OUTSTANDING		30,372.56
4-40	PREPAID EXPENSES		-
4-50	CASH AND BANK BALANCES	B-12	17,031.02
4-60	LOANS,ADVANCES AND DEPOSITS	B-13	5,569.69
4-61	LESS: ACCUMULATED PROVISION AGAINST LOANS		-
	NET AMOUNT OUTSTANDING		5,569.69
	TOTAL CURRENT ASSETS, LOANS & ADVANCES		52,973.27
4-70	OTHER ASSETS	B-14	6,725.53
4-80	MISCELLANEOUS EXPENDITURE (TO THE ENTENT NOT WRITTEN OFF)		-
	TOTAL ASSETS		1,67,931.94
	CONTINGENT LIABILITY	B-15	2258.34

REFER NOTES TO ACCOUNTS ATTACHED HERewith

FOR RAJKOT MUNICIPAL CORPORATION

CHIEF ACCOUNTANT
PALCE-RAJKOT
DATE-02/07/2021



FOR M M THAKKAR AND CO
CHARTERED ACCOUNTANTS

D M THAKKAR
PARTNER
M. NO. 103762
UDIN-21103762AAAAIO1037



Rajkot Municipal Corporation

Income & Expenditure Account Statement for the Period 01-04-2019 to 31-03-2020

Amount in Lakhs

Code No	Item / Head of Account	Schedule No	Amt Rs.
	INCOME		
1-10	Tax Revenue	I-1	29936.05
1-20	Assigned Revenues & Compensation	-	0.00
1-30	Rental Income from Municipal Properties	I-2	1569.60
1-40	Fees & User Charges	I-3	20758.20
1-50	Sale & Hire Charges	I-4	162.75
1-60	Revenue Grants, Contributions & Subsidies	I-5	15037.29
1-70	Income From Investments	I-6	1481.84
1-71	Interest Earned	I-7	895.65
1-80	Other Income	I-8	4633.30
A	Total - INCOME		74474.68
	EXPENDITURE		
2-10	Establishment Expenses	I-9	28344.20
2-20	Administrative Expenses	I-10	1312.71
2-30	Operations & Maintenance	I-11	20287.15
2-40	Interest & Finance Expenses	I-12	30.02
2-50	Programme Expenses	I-13	802.20
2-60	Revenue Grants, Contributions & Subsidies	I-14	5921.97
2-70	Provisions & Write off	B-10	4276.04
2-71	Miscellaneous Expenses		0.00
2-72	Depreciation	B-6	4587.15
B	Total - EXPENDITURE		65561.44
A-B	Gross Surplus/(deficit) of income over expenditure before Prior Period Items		8913.24
2-80	Add: Prior period Items (Net)		0.00
	Gross Surplus/(deficit) of income over expenditure after Prior Period Items		8913.24
2-90	Less: Transfer to Reserve Funds		0.00
	Net balance being surplus/deficit carried over to Municipal Fund		8913.24

REFER NOTES TO ACCOUNTS ATTACHED HEREWITH

FOR RAJKOT MUNICIPAL CORPORATION

CHIEF ACCOUNTANT
PALCE-RAJKOT
DATE-02/07/2021



FOR M M THAKKAR AND CO
CHARTERED ACCOUNTANTS

D M THAKKAR
PARTNER
M. NO. 103762
UDIN-21103762AAAAJ01037



SCHEDULES FORMING PART OF BALANCE SHEET
Rajkot Municipal Corporation
SCHEDULE - B1 : MUNICIPAL GENERAL FUND (CODE NO. 310)

CODE NO.	PARTICULARS	RS. IN LACS				
		OPENING BALANCE AS PER LAST ACCOUNTS	ADDITION DURING THE YEAR	TOTAL RS.	DEDUCTION DURING THE YEAR	BALANCE AT THE END OF THE CURRENT YEAR
310-10	Municipal Fund	72,103.33	-	72,103.33	3,555.62	68,547.71
310-90	Excess of Income & Expenditure	-	8,913.24	8,913.24	-	8,913.24
	Total Municipal Fund	72,103.33	8,913.24	81,016.57	3,555.62	77,460.95



Rajkot Municipal Corporation
SCHEDULE - B2 : EARMARKED FUNDS (CODE NO. 311)

AMT RS. IN LACS

PARTICULARS	PPP RESERVE
FUND CODE NO. 159 (PPP AVAS)	
(A) OPENING BALANCE	19053.99
(B) ADDITIONS TO THE SPECIAL FUND	
(i) TRANSFER FROM MUNICIPAL FUND	0.00
(ii) INTEREST/DIVIDEND EARNED ON SPECIAL FUND INVESTMENTS	1362.68
(iii) PROFIT ON DISPOSAL OF SPECIAL FUND INVESTMENTS	0.00
(iv) APPRECIATION IN VALUE OF SPECIAL FUND INVESTMENTS	0.00
(v) OTHER ADDITION -PPP AVAS ROYALTY	2525.38
TOTAL (B)	3888.07
TOTAL (A+B)	22942.06
(C) PAYMENTS OUT OF FUNDS	
(i) CAPITAL EXPENDITURE ON	
FIXED ASSETS	0.00
OTHERS	0.00
SUB TOTAL	0.00
(ii) REVENUE EXPENDITURE ON	
SALARY, WAGES, ALLOWNACES, ETC.	0.00
RENT	0.00
OTHER ADMINISTRATION EXPS	0.00
SUB TOTAL	0.00
(iii) OTHERS	
LOSS ON DISPOSAL OF SPECIAL FUND INVESTMENTS	0.00
DIMINUTION IN VALUE OF SPECIAL FUND INVESTMENT	0.00
TRANSFERRED TO MUNICIPAL FUND	0.00
SUB TOTAL	0.00
TOTAL (C) (i+ii+iii)	0.00
NET BALANCE AT THE YEAR END (A+B)-('C)	22942.06



Rajkot Municipal Corporation
SCHEDULE - B3 : GRANT, CONTRIBUTIONS FOR SPECIFIC PURPOSES (CODE NO. 320)

AMT RS. IN LACS

PARTICULARS	GRANTS FROM CENTRAL GOVT.	GRANTS FROM STATE GOVT	GRANTS FROM OTHER GOVERNMENT AGENCIES	GRANTS FROM FINANCIAL INSTITUTIONS	GRANTS FROM WELFARE BODIES	GRANTS FROM INTERNATIONAL ORGANISATIONS	OTHERS	TOTAL
FUND CODE NO. 145 RENBASERA OPERATION AND MAINTENANCE GRANT (NULM)								
(A) OPENING BALANCE	38.82	0.00	0.00	0.00	0.00	0.00	0.00	38.82
(B) ADDITIONS TO THE GRANT								
(i) GRANT RECEIVED DURING THE YEAR	0.00	0.00	0.00	0.00	0.00	0.00	0.00	0.00
(ii) INTEREST/DIVIDEND EARNED ON GRANT INVESTMENTS	0.00	0.00	0.00	0.00	0.00	0.00	0.00	0.00
(iii) PROFIT ON DISPOSAL OF GRANT INVESTMENTS	0.00	0.00	0.00	0.00	0.00	0.00	0.00	0.00
(iv) APPRECIATION IN VALUE OF GRANT INVESTMENTS	0.00	0.00	0.00	0.00	0.00	0.00	0.00	0.00
(v) OTHER ADDITION (SPECIFY NATURE)	0.00	0.00	0.00	0.00	0.00	0.00	0.00	0.00
TOTAL (B)	0.00	0.00	0.00	0.00	0.00	0.00	0.00	0.00
TOTAL (A+B)	38.82	0.00	0.00	0.00	0.00	0.00	0.00	38.82
(C) PAYMENTS OUT OF FUNDS								
(i) CAPITAL EXPENDITURE ON								
FIXED ASSETS	0.00	0.00	0.00	0.00	0.00	0.00	0.00	0.00
OTHERS	0.00	0.00	0.00	0.00	0.00	0.00	0.00	0.00
SUB TOTAL	0.00	0.00	0.00	0.00	0.00	0.00	0.00	0.00
(ii) REVENUE EXPENDITURE ON								
SALARY, WAGES, ALLOWNACES, ETC.	0.00	0.00	0.00	0.00	0.00	0.00	0.00	0.00
RENT	0.00	0.00	0.00	0.00	0.00	0.00	0.00	0.00
OTHER ADMINISTRATION EXPS	36.96	0.00	0	0	0	0	0	36.96
SUB TOTAL	36.96	0.00	0	0	0	0	0	36.96
(iii) OTHERS								
LOSS ON DISPOSAL OF GRANT INVESTMENTS	0.00	0.00	0.00	0.00	0.00	0.00	0.00	0.00
DIMINUTION IN VALUE OF GRANT INVESTMENT	0.00	0.00	0.00	0.00	0.00	0.00	0.00	0.00
GRANT REFUNDED	0.00	0.00	0.00	0.00	0.00	0.00	0.00	0.00
SUB TOTAL	0.00	0.00	0.00	0.00	0.00	0.00	0.00	0.00
TOTAL (C) (i+ii+iii)	36.96	0.00	0.00	0.00	0.00	0.00	0.00	36.96
NET BALANCE AT THE YEAR END (A+B)- (C)	1.86	0.00	0.00	0.00	0.00	0.00	0.00	1.86
TRF TO PROFIT AND LOSS ACCOUNT	0.00	0.00	0.00	0.00	0.00	0.00	0.00	0.00
TOTAL GRANT AND CONTRIBUTIONS FOR SPECIFIC PURPOSES	1.86	0.00	0.00	0.00	0.00	0.00	0.00	1.86



PARTICULARS	GRANTS FROM CENTRAL GOVT.	GRANTS FROM STATE GOVT	GRANTS FROM OTHER GOVERNMENT AGENCIES	GRANTS FROM FINANCIAL INSTITUTIONS	GRANTS FROM WELFARE BODIES	GRANTS FROM INTERNATIONAL ORGANISATIONS	OTHERS	TOTAL
FUND CODE NO. 137 14TH FINANCE FUND								
(A) OPENING BALANCE	2623.39	0.00	0.00	0.00	0.00	0.00	0.00	2623.39
(B) ADDITIONS TO THE GRANT								
(i) GRANT RECEIVED DURING THE YEAR	5189.54	0.00	0.00	0.00	0.00	0.00	0.00	5189.54
(ii) INTEREST/DIVIDEND EARNED ON GRANT INVESTMENTS	0.00	0.00	0.00	0.00	0.00	0.00	0.00	0.00
(iii) PROFIT ON DISPOSAL OF GRANT INVESTMENTS	0.00	0.00	0.00	0.00	0.00	0.00	0.00	0.00
(iv) APPRECIATION IN VALUE OF GRANT INVESTMENTS	0.00	0.00	0.00	0.00	0.00	0.00	0.00	0.00
(v) OTHER ADDITION	0.00	0.00	0.00	0.00	0.00	0.00	0.00	0.00
TOTAL (B)	5189.54	0.00	0.00	0.00	0.00	0.00	0.00	5189.54
TOTAL (A+B)	7812.93	0.00	0.00	0.00	0.00	0.00	0.00	7812.93
(C) PAYMENTS OUT OF FUNDS								
(i) CAPITAL EXPENDITURE ON								
FIXED ASSETS	0.00	0.00	0.00	0.00	0.00	0.00	0.00	0.00
OTHERS	4007.98	0.00	0.00	0.00	0.00	0.00	0.00	4007.98
SUB TOTAL	4007.98	0.00	0.00	0.00	0.00	0.00	0.00	4007.98
(ii) REVENUE EXPENDITURE ON								
SALARY, WAGES, ALLOWANCES, ETC.	0.00	0.00	0.00	0.00	0.00	0.00	0.00	0.00
RENT	0.00	0.00	0.00	0.00	0.00	0.00	0.00	0.00
OTHER ADMINISTRATION EXPS	0.00	0.00	0.00	0.00	0.00	0.00	0.00	0.00
SUB TOTAL	0.00	0.00	0.00	0.00	0.00	0.00	0.00	0.00
(iii) OTHERS								
LOSS ON DISPOSAL OF GRANT INVESTMENTS	0.00	0.00	0.00	0.00	0.00	0.00	0.00	0.00
DIMINUTION IN VALUE OF GRANT INVESTMENT	0.00	0.00	0.00	0.00	0.00	0.00	0.00	0.00
GRANT REFUNDED	0.00	0.00	0.00	0.00	0.00	0.00	0.00	0.00
SUB TOTAL	0.00	0.00	0.00	0.00	0.00	0.00	0.00	0.00
TOTAL (C) (i+ii+iii)	4007.98	0.00	0.00	0.00	0.00	0.00	0.00	4007.98
NET BALANCE AT THE YEAR END (A+B)-('C)	3804.95	0.00	0.00	0.00	0.00	0.00	0.00	3804.95
TRF TO PROFIT AND LOSS ACCOUNT	0.00	0.00	0.00	0.00	0.00	0.00	0.00	0.00
TOTAL GRANT AND CONTRIBUTIONS FOR SPECIFIC PURPOSES	3804.95	0.00	0.00	0.00	0.00	0.00	0.00	3804.95



PARTICULARS	GRANTS FROM CENTRAL GOVT.	GRANTS FROM STATE GOVT	GRANTS FROM OTHER GOVERNMENT AGENCIES	GRANTS FROM FINANCIAL INSTITUTIONS	GRANTS FROM WELFARE BODIES	GRANTS FROM INTERNATIONAL ORGANISATIONS	OTHERS	TOTAL
FUND CODE NO. 140 MLA AREA GRANT								
(A) OPENING BALANCE	0.00	444.80	0.00	0.00	0.00	0.00	0.00	444.80
(B) ADDITIONS TO THE GRANT								
(i) GRANT RECEIVED DURING THE YEAR	0.00	450.00	0.00	0.00	0.00	0.00	0.00	450.00
(ii) INTEREST/DIVIDEND EARNED ON GRANT INVESTMENTS	0.00	0.00	0.00	0.00	0.00	0.00	0.00	0.00
(iii) PROFIT ON DISPOSAL OF GRANT INVESTMENTS	0.00	0.00	0.00	0.00	0.00	0.00	0.00	0.00
(iv) APPRECIATION IN VALUE OF GRANT INVESTMENTS	0.00	0.00	0.00	0.00	0.00	0.00	0.00	0.00
(v) OTHER ADDITION	0.00	0.00	0.00	0.00	0.00	0.00	0.00	0.00
TOTAL (B)	0.00	450.00	0.00	0.00	0.00	0.00	0.00	450.00
TOTAL (A+B)	0.00	894.80	0.00	0.00	0.00	0.00	0.00	894.80
(C) PAYMENTS OUT OF FUNDS								
(i) CAPITAL EXPENDITURE ON								
FIXED ASSETS	0.00	0.00	0.00	0.00	0.00	0.00	0.00	0.00
OTHERS	0.00	273.48	0.00	0.00	0.00	0.00	0.00	273.48
SUB TOTAL	0.00	273.48	0.00	0.00	0.00	0.00	0.00	273.48
(ii) REVENUE EXPENDITURE ON								
SALARY, WAGES, ALLOWANCES, ETC.	0.00	0.00	0.00	0.00	0.00	0.00	0.00	0.00
RENT	0.00	0.00	0.00	0.00	0.00	0.00	0.00	0.00
OTHER ADMINISTRATION EXPS	0.00	0.00	0.00	0.00	0.00	0.00	0.00	0.00
SUB TOTAL	0.00	0.00	0.00	0.00	0.00	0.00	0.00	0.00
(iii) OTHERS								
LOSS ON DISPOSAL OF GRANT INVESTMENTS	0.00	0.00	0.00	0.00	0.00	0.00	0.00	0.00
DIMINUTION IN VALUE OF GRANT INVESTMENT	0.00	0.00	0.00	0.00	0.00	0.00	0.00	0.00
GRANT REFUNDED	0.00	0.00	0.00	0.00	0.00	0.00	0.00	0.00
SUB TOTAL	0.00	0.00	0.00	0.00	0.00	0.00	0.00	0.00
TOTAL (C) (i+ii+iii)	0.00	273.48	0.00	0.00	0.00	0.00	0.00	273.48
NET BALANCE AT THE YEAR END (A+B)-('C)	0.00	621.32	0.00	0.00	0.00	0.00	0.00	621.32
TRF TO PROFIT AND LOSS ACCOUNT	0.00	0.00	0.00	0.00	0.00	0.00	0.00	0.00
TOTAL GRANT AND CONTRIBUTIONS FOR SPECIFIC PURPOSES	0.00	621.32	0.00	0.00	0.00	0.00	0.00	621.32



PARTICULARS	GRANTS FROM CENTRAL GOVT.	GRANTS FROM STATE GOVT	GRANTS FROM OTHER GOVERNMENT AGENCIES	GRANTS FROM FINANCIAL INSTITUTIONS	GRANTS FROM WELFARE BODIES	GRANTS FROM INTERNATIONAL ORGANISATIONS	OTHERS	TOTAL
FUND CODE NO. 173 MLA AREA (SPECIAL) GRANT								
(A) OPENING BALANCE	0.00	0.00	0.00	0.00	0.00	0.00	0.00	0.00
(B) ADDITIONS TO THE GRANT								
(i) GRANT RECEIVED DURING THE YEAR	0.00	600.00	0.00	0.00	0.00	0.00	0.00	600.00
(ii) INTEREST/DIVIDEND EARNED ON GRANT INVESTMENTS	0.00	0.00	0.00	0.00	0.00	0.00	0.00	0.00
(iii) PROFIT ON DISPOSAL OF GRANT INVESTMENTS	0.00	0.00	0.00	0.00	0.00	0.00	0.00	0.00
(iv) APPRECIATION IN VALUE OF GRANT INVESTMENTS	0.00	0.00	0.00	0.00	0.00	0.00	0.00	0.00
(v) OTHER ADDITION	0.00	0.00	0.00	0.00	0.00	0.00	0.00	0.00
TOTAL (B)	0.00	600.00	0.00	0.00	0.00	0.00	0.00	600.00
TOTAL (A+B)	0.00	600.00	0.00	0.00	0.00	0.00	0.00	600.00
(C) PAYMENTS OUT OF FUNDS								
(i) CAPITAL EXPENDITURE ON								
FIXED ASSETS	0.00	0.00	0.00	0.00	0.00	0.00	0.00	0.00
OTHERS	0.00	110.43	0.00	0.00	0.00	0.00	0.00	110.43
SUB TOTAL	0.00	110.43	0.00	0.00	0.00	0.00	0.00	110.43
(ii) REVENUE EXPENDITURE ON								
SALARY, WAGES, ALLOWANCES, ETC.	0.00	0.00	0.00	0.00	0.00	0.00	0.00	0.00
RENT	0.00	0.00	0.00	0.00	0.00	0.00	0.00	0.00
OTHER ADMINISTRATION EXPS	0.00	0.00	0.00	0.00	0.00	0.00	0.00	0.00
SUB TOTAL	0.00	0.00	0.00	0.00	0.00	0.00	0.00	0.00
(iii) OTHERS								
LOSS ON DISPOSAL OF GRANT INVESTMENTS	0.00	0.00	0.00	0.00	0.00	0.00	0.00	0.00
DIMINUTION IN VALUE OF GRANT INVESTMENT	0.00	0.00	0.00	0.00	0.00	0.00	0.00	0.00
GRANT REFUNDED	0.00	0.00	0.00	0.00	0.00	0.00	0.00	0.00
SUB TOTAL	0.00	0.00	0.00	0.00	0.00	0.00	0.00	0.00
TOTAL (C) (i+ii+iii)	0.00	110.43	0.00	0.00	0.00	0.00	0.00	110.43
NET BALANCE AT THE YEAR END (A+B)-('C)	0.00	489.57	0.00	0.00	0.00	0.00	0.00	489.57
TRF TO PROFIT AND LOSS ACCOUNT	0.00	0.00	0.00	0.00	0.00	0.00	0.00	0.00
TOTAL GRANT AND CONTRIBUTIONS FOR SPECIFIC PURPOSES	0.00	489.57	0.00	0.00	0.00	0.00	0.00	489.57



PARTICULARS	GRANTS FROM CENTRAL GOVT.	GRANTS FROM STATE GOVT	GRANTS FROM OTHER GOVERNMENT AGENCIES	GRANTS FROM FINANCIAL INSTITUTIONS	GRANTS FROM WELFARE BODIES	GRANTS FROM INTERNATIONAL ORGANISATIONS	OTHERS	TOTAL
FUND CODE NO. 141 MP GRANT								
(A) OPENING BALANCE	-0.26	0.00	0.00	0.00	0.00	0.00	0.00	-0.26
(B) ADDITIONS TO THE GRANT								
(i) GRANT RECEIVED DURING THE YEAR	19.59	0.00	0.00	0.00	0.00	0.00	0.00	19.59
(ii) INTEREST/DIVIDEND EARNED ON GRANT INVESTMENTS	0.00	0.00	0.00	0.00	0.00	0.00	0.00	0.00
(iii) PROFIT ON DISPOSAL OF GRANT INVESTMENTS	0.00	0.00	0.00	0.00	0.00	0.00	0.00	0.00
(iv) APPRECIATION IN VALUE OF GRANT INVESTMENTS	0.00	0.00	0.00	0.00	0.00	0.00	0.00	0.00
(v) OTHER ADDITION	0.00	0.00	0.00	0.00	0.00	0.00	0.00	0.00
TOTAL (B)	19.59	0.00	0.00	0.00	0.00	0.00	0.00	19.59
TOTAL (A+B)	19.33	0.00	0.00	0.00	0.00	0.00	0.00	19.33
(C) PAYMENTS OUT OF FUNDS								
(i) CAPITAL EXPENDITURE ON								
FIXED ASSETS	0.00	0.00	0.00	0.00	0.00	0.00	0.00	0.00
OTHERS	5.79	0.00	0.00	0.00	0.00	0.00	0.00	5.79
SUB TOTAL	5.79	0.00	0.00	0.00	0.00	0.00	0.00	5.79
(ii) REVENUE EXPENDITURE ON								
SALARY, WAGES, ALLOWANCES, ETC.	0.00	0.00	0.00	0.00	0.00	0.00	0.00	0.00
RENT	0.00	0.00	0.00	0.00	0.00	0.00	0.00	0.00
OTHER ADMINISTRATION EXPS	0.00	0.00	0.00	0.00	0.00	0.00	0.00	0.00
SUB TOTAL	0.00	0.00	0.00	0.00	0.00	0.00	0.00	0.00
(iii) OTHERS								
LOSS ON DISPOSAL OF GRANT INVESTMENTS	0.00	0.00	0.00	0.00	0.00	0.00	0.00	0.00
DIMINUTION IN VALUE OF GRANT INVESTMENT	0.00	0.00	0.00	0.00	0.00	0.00	0.00	0.00
GRANT REFUNDED	0.00	0.00	0.00	0.00	0.00	0.00	0.00	0.00
SUB TOTAL	0.00	0.00	0.00	0.00	0.00	0.00	0.00	0.00
TOTAL (C) (i+ii+iii)	5.79	0.00	0.00	0.00	0.00	0.00	0.00	5.79
NET BALANCE AT THE YEAR END (A+B)-(C)	13.54	0.00	0.00	0.00	0.00	0.00	0.00	13.54
TRF TO PROFIT AND LOSS ACCOUNT	0.00	0.00	0.00	0.00	0.00	0.00	0.00	0.00
TOTAL GRANT AND CONTRIBUTIONS FOR SPECIFIC PURPOSES	13.54	0.00	0.00	0.00	0.00	0.00	0.00	13.54



PARTICULARS	GRANTS FROM CENTRAL GOVT.	GRANTS FROM STATE GOVT	GRANTS FROM OTHER GOVERNMENT AGENCIES	GRANTS FROM FINANCIAL INSTITUTIONS	GRANTS FROM WELFARE BODIES	GRANTS FROM INTERNATIONAL ORGANISATIONS	OTHERS	TOTAL
FUND CODE NO. 144 SJMMY FUND								
(A) OPENING BALANCE	0.00	1783.73	0.00	0.00	0.00	0.00	0.00	1783.73
(B) ADDITIONS TO THE GRANT								
(i) GRANT RECEIVED DURING THE YEAR	0.00	15140.31	0.00	0.00	0.00	0.00	0.00	15140.31
(ii) INTEREST/DIVIDEND EARNED ON GRANT INVESTMENTS	0.00	0.00	0.00	0.00	0.00	0.00	0.00	0.00
(iii) PROFIT ON DISPOSAL OF GRANT INVESTMENTS	0.00	0.00	0.00	0.00	0.00	0.00	0.00	0.00
(iv) APPRECIATION IN VALUE OF GRANT INVESTMENTS	0.00	0.00	0.00	0.00	0.00	0.00	0.00	0.00
(v) OTHER ADDITION	0.00	0.00	0.00	0.00	0.00	0.00	0.00	0.00
TOTAL (B)	0.00	15140.31	0.00	0.00	0.00	0.00	0.00	15140.31
TOTAL (A+B)	0.00	16924.04	0.00	0.00	0.00	0.00	0.00	16924.04
(C) PAYMENTS OUT OF FUNDS								
(i) CAPITAL EXPENDITURE ON								
FIXED ASSETS	0.00	0.00	0.00	0.00	0.00	0.00	0.00	0.00
OTHERS	0.00	13312.96	0.00	0.00	0.00	0.00	0.00	13312.96
SUB TOTAL	0.00	13312.96	0.00	0.00	0.00	0.00	0.00	13312.96
(ii) REVENUE EXPENDITURE ON								
SALARY, WAGES, ALLOWNACES, ETC.	0.00	0.00	0.00	0.00	0.00	0.00	0.00	0.00
RENT	0.00	0.00	0.00	0.00	0.00	0.00	0.00	0.00
OTHER ADMINISTRATION EXPS	0.00	0.00	0.00	0.00	0.00	0.00	0.00	0.00
SUB TOTAL	0.00	0.00	0.00	0.00	0.00	0.00	0.00	0.00
(iii) OTHERS								
LOSS ON DISPOSAL OF GRANT INVESTMENTS	0.00	0.00	0.00	0.00	0.00	0.00	0.00	0.00
DIMINUTION IN VALUE OF GRANT INVESTMENT	0.00	0.00	0.00	0.00	0.00	0.00	0.00	0.00
GRANT REFUNDED	0.00	0.00	0.00	0.00	0.00	0.00	0.00	0.00
SUB TOTAL	0.00	0.00	0.00	0.00	0.00	0.00	0.00	0.00
TOTAL (C) (i+ii+iii)	0.00	13312.96	0.00	0.00	0.00	0.00	0.00	13312.96
NET BALANCE AT THE YEAR END (A+B)-('C)	0.00	3611.08	0.00	0.00	0.00	0.00	0.00	3611.08
TRF TO PROFIT AND LOSS ACCOUNT	0.00	0.00	0.00	0.00	0.00	0.00	0.00	0.00
TOTAL GRANT AND CONTRIBUTIONS FOR SPECIFIC PURPOSES	0.00	3611.08	0.00	0.00	0.00	0.00	0.00	3611.08



PARTICULARS	GRANTS FROM CENTRAL GOVT.	GRANTS FROM STATE GOVT	GRANTS FROM OTHER GOVERNMENT AGENCIES	GRANTS FROM FINANCIAL INSTITUTIONS	GRANTS FROM WELFARE BODIES	GRANTS FROM INTERNATIONAL ORGANISATIONS	OTHERS	TOTAL
FUND CODE NO. 146 BRIDGE GRANT FUND								
(A) OPENING BALANCE	0.00	0.00	0.00	0.00	0.00	0.00	0.00	0.00
(B) ADDITIONS TO THE GRANT								
(i) GRANT RECEIVED DURING THE YEAR	0.00	2300.00	0.00	0.00	0.00	0.00	0.00	2300.00
(ii) INTEREST/DIVIDEND EARNED ON GRANT INVESTMENTS	0.00	0.00	0.00	0.00	0.00	0.00	0.00	0.00
(iii) PROFIT ON DISPOSAL OF GRANT INVESTMENTS	0.00	0.00	0.00	0.00	0.00	0.00	0.00	0.00
(iv) APPRECIATION IN VALUE OF GRANT INVESTMENTS	0.00	0.00	0.00	0.00	0.00	0.00	0.00	0.00
(v) OTHER ADDITION	0.00	0.00	0.00	0.00	0.00	0.00	0.00	0.00
TOTAL (B)	0.00	2300.00	0.00	0.00	0.00	0.00	0.00	2300.00
TOTAL (A+B)	0.00	2300.00	0.00	0.00	0.00	0.00	0.00	2300.00
(C) PAYMENTS OUT OF FUNDS								
(i) CAPITAL EXPENDITURE ON								
FIXED ASSETS	0.00	0.00	0.00	0.00	0.00	0.00	0.00	0.00
OTHERS	0.00	0.00	0.00	0.00	0.00	0.00	0.00	0.00
SUB TOTAL	0.00	0.00	0.00	0.00	0.00	0.00	0.00	0.00
(ii) REVENUE EXPENDITURE ON								
SALARY, WAGES, ALLOWANCES, ETC.	0.00	0.00	0.00	0.00	0.00	0.00	0.00	0.00
RENT	0.00	0.00	0.00	0.00	0.00	0.00	0.00	0.00
OTHER ADMINISTRATION EXPS	0.00	0.00	0.00	0.00	0.00	0.00	0.00	0.00
SUB TOTAL	0.00	0.00	0.00	0.00	0.00	0.00	0.00	0.00
(iii) OTHERS								
LOSS ON DISPOSAL OF GRANT INVESTMENTS	0.00	0.00	0.00	0.00	0.00	0.00	0.00	0.00
DIMINUTION IN VALUE OF GRANT INVESTMENT	0.00	0.00	0.00	0.00	0.00	0.00	0.00	0.00
GRANT REFUNDED	0.00	0.00	0.00	0.00	0.00	0.00	0.00	0.00
SUB TOTAL	0.00	0.00	0.00	0.00	0.00	0.00	0.00	0.00
TOTAL (C) (i+ii+iii)	0.00	0.00	0.00	0.00	0.00	0.00	0.00	0.00
NET BALANCE AT THE YEAR END (A+B)-(C)	0.00	2300.00	0.00	0.00	0.00	0.00	0.00	2300.00
TRF TO PROFIT AND LOSS ACCOUNT	0.00	0.00	0.00	0.00	0.00	0.00	0.00	0.00
TOTAL GRANT AND CONTRIBUTIONS FOR SPECIFIC PURPOSES	0.00	2300.00	0.00	0.00	0.00	0.00	0.00	2300.00



PARTICULARS	GRANTS FROM CENTRAL GOVT.	GRANTS FROM STATE GOVT	GRANTS FROM OTHER GOVERNMENT AGENCIES	GRANTS FROM FINANCIAL INSTITUTIONS	GRANTS FROM WELFARE BODIES	GRANTS FROM INTERNATIONAL ORGANISATIONS	OTHERS	TOTAL
FUND CODE NO. 138&119 (SBM)								
(A) OPENING BALANCE	923.55	659.68	0.00	0.00	0.00	0.00	0.00	1583.22
(B) ADDITIONS TO THE GRANT								
(i) GRANT RECEIVED DURING THE YEAR	672.24	480.17	0.00	0.00	0.00	0.00	0.00	1152.41
(ii) INTEREST/DIVIDEND EARNED ON GRANT INVESTMENTS	0.00	0.00	0.00	0.00	0.00	0.00	0.00	0.00
(iii) PROFIT ON DISPOSAL OF GRANT INVESTMENTS	0.00	0.00	0.00	0.00	0.00	0.00	0.00	0.00
(iv) APPRECIATION IN VALUE OF GRANT INVESTMENTS	0.00	0.00	0.00	0.00	0.00	0.00	0.00	0.00
(v) OTHER ADDITION	0.00	0.00	0.00	0.00	0.00	0.00	0.00	0.00
TOTAL (B)	672.24	480.17	0.00	0.00	0.00	0.00	0.00	1152.41
TOTAL (A+B)	1595.78	1139.85	0.00	0.00	0.00	0.00	0.00	2735.63
(C) PAYMENTS OUT OF FUNDS								
(i) CAPITAL EXPENDITURE ON								
FIXED ASSETS	0.00	0.00	0.00	0.00	0.00	0.00	0.00	0.00
OTHERS	453.83	324.17	0.00	0.00	0.00	0.00	0.00	778.00
SUB TOTAL	453.83	324.17	0.00	0.00	0.00	0.00	0.00	778.00
(ii) REVENUE EXPENDITURE ON								
SALARY, WAGES, ALLOWNACES, ETC.	0.00	0.00	0.00	0.00	0.00	0.00	0.00	0.00
RENT	0.00	0.00	0.00	0.00	0.00	0.00	0.00	0.00
OTHER ADMINISTRATION EXPS	29.10	20.79	0.00	0.00	0.00	0.00	0.00	49.89
SUB TOTAL	29.10	20.79	0.00	0.00	0.00	0.00	0.00	49.89
(iii) OTHERS								
LOSS ON DISPOSAL OF GRANT INVESTMENTS	0.00	0.00	0.00	0.00	0.00	0.00	0.00	0.00
DIMINUTION IN VALUE OF GRANT INVESTMENT	0.00	0.00	0.00	0.00	0.00	0.00	0.00	0.00
GRANT REFUNDED	0.00	0.00	0.00	0.00	0.00	0.00	0.00	0.00
SUB TOTAL	0.00	0.00	0.00	0.00	0.00	0.00	0.00	0.00
TOTAL (C) (i+ii+iii)	482.94	344.95	0.00	0.00	0.00	0.00	0.00	827.89
NET BALANCE AT THE YEAR END (A+B)-('C)	1112.85	794.89	0.00	0.00	0.00	0.00	0.00	1907.74
TRF TO SBM CAPACITY BUILDING FUND	6.18	4.41	0.00	0.00	0.00	0.00	0.00	10.59
TRF TO MGSM IEC FUND	15.53	11.09	0.00	0.00	0.00	0.00	0.00	26.62
TOTAL GRANT AND CONTRIBUTIONS FOR SPECIFIC PURPOSES	1091.14	779.39	0.00	0.00	0.00	0.00	0.00	1870.53



PARTICULARS	GRANTS FROM CENTRAL GOVT.	GRANTS FROM STATE GOVT	GRANTS FROM OTHER GOVERNMENT AGENCIES	GRANTS FROM FINANCIAL INSTITUTIONS	GRANTS FROM WELFARE BODIES	GRANTS FROM INTERNATIONAL ORGANISATIONS	OTHERS	TOTAL
FUND CODE NO. 138 (MGSM IEC GRANT)								
(A) OPENING BALANCE	0.00	0.00	0.00	0.00	0.00	0.00	0.00	0.00
(B) ADDITIONS TO THE GRANT								
(i) GRANT RECEIVED DURING THE YEAR	0.00	0.00	0.00	0.00	0.00	0.00	0.00	0.00
(ii) INTEREST/DIVIDEND EARNED ON GRANT INVESTMENTS	0.00	0.00	0.00	0.00	0.00	0.00	0.00	0.00
(iii) PROFIT ON DISPOSAL OF GRANT INVESTMENTS	0.00	0.00	0.00	0.00	0.00	0.00	0.00	0.00
(iv) APPRECIATION IN VALUE OF GRANT INVESTMENTS	0.00	0.00	0.00	0.00	0.00	0.00	0.00	0.00
(v) OTHER ADDITION-TRF FROM SBM FUND	15.53	11.09	0.00	0.00	0.00	0.00	0.00	26.62
TOTAL (B)	15.53	11.09	0.00	0.00	0.00	0.00	0.00	26.62
TOTAL (A+B)	15.53	11.09	0.00	0.00	0.00	0.00	0.00	26.62
(C) PAYMENTS OUT OF FUNDS								
(i) CAPITAL EXPENDITURE ON								
FIXED ASSETS	0.00	0.00	0.00	0.00	0.00	0.00	0.00	0.00
OTHERS	0.00	0.00	0.00	0.00	0.00	0.00	0.00	0.00
SUB TOTAL	0.00	0.00	0.00	0.00	0.00	0.00	0.00	0.00
(ii) REVENUE EXPENDITURE ON								
SALARY, WAGES, ALLOWANCES, ETC.	0.00	0.00	0.00	0.00	0.00	0.00	0.00	0.00
RENT	0.00	0.00	0.00	0.00	0.00	0.00	0.00	0.00
OTHER ADMINISTRATION EXPS	0.00	0.00	0.00	0.00	0.00	0.00	0.00	0.00
SUB TOTAL	0.00	0.00	0.00	0.00	0.00	0.00	0.00	0.00
(iii) OTHERS								
LOSS ON DISPOSAL OF GRANT INVESTMENTS	0.00	0.00	0.00	0.00	0.00	0.00	0.00	0.00
DIMINUTION IN VALUE OF GRANT INVESTMENT	0.00	0.00	0.00	0.00	0.00	0.00	0.00	0.00
GRANT REFUNDED	0.00	0.00	0.00	0.00	0.00	0.00	0.00	0.00
SUB TOTAL	0.00	0.00	0.00	0.00	0.00	0.00	0.00	0.00
TOTAL (C) (i+ii+iii)	0.00	0.00	0.00	0.00	0.00	0.00	0.00	0.00
NET BALANCE AT THE YEAR END (A+B)-(C)	15.53	11.09	0.00	0.00	0.00	0.00	0.00	26.62
TRF TO P&L	0.00	0.00	0.00	0.00	0.00	0.00	0.00	0.00
TOTAL GRANT AND CONTRIBUTIONS FOR SPECIFIC PURPOSES	15.53	11.09	0.00	0.00	0.00	0.00	0.00	26.62



PARTICULARS	GRANTS FROM CENTRAL GOVT.	GRANTS FROM STATE GOVT	GRANTS FROM OTHER GOVERNMENT AGENCIES	GRANTS FROM FINANCIAL INSTITUTIONS	GRANTS FROM WELFARE BODIES	GRANTS FROM INTERNATIONAL ORGANISATIONS	OTHERS	TOTAL
FUND CODE NO. 138 (SBM CAPACITY BUILDING GRANT)								
(A) OPENING BALANCE	0.00	0.00	0.00	0.00	0.00	0.00	0.00	0.00
(B) ADDITIONS TO THE GRANT								
(i) GRANT RECEIVED DURING THE YEAR	0.00	0.00	0.00	0.00	0.00	0.00	0.00	0.00
(ii) INTEREST/DIVIDEND EARNED ON GRANT INVESTMENTS	0.00	0.00	0.00	0.00	0.00	0.00	0.00	0.00
(iii) PROFIT ON DISPOSAL OF GRANT INVESTMENTS	0.00	0.00	0.00	0.00	0.00	0.00	0.00	0.00
(iv) APPRECIATION IN VALUE OF GRANT INVESTMENTS	0.00	0.00	0.00	0.00	0.00	0.00	0.00	0.00
(v) OTHER ADDITION-TRF FROM SBM FUND	6.18	4.41	0.00	0.00	0.00	0.00	0.00	10.59
TOTAL (B)	6.18	4.41	0.00	0.00	0.00	0.00	0.00	10.59
TOTAL (A+B)	6.18	4.41	0.00	0.00	0.00	0.00	0.00	10.59
(C) PAYMENTS OUT OF FUNDS								
(i) CAPITAL EXPENDITURE ON								
FIXED ASSETS	0.00	0.00	0.00	0.00	0.00	0.00	0.00	0.00
OTHERS	0.00	0.00	0.00	0.00	0.00	0.00	0.00	0.00
SUB TOTAL	0.00	0.00	0.00	0.00	0.00	0.00	0.00	0.00
(ii) REVENUE EXPENDITURE ON								
SALARY, WAGES, ALLOWANCES, ETC.	0.00	0.00	0.00	0.00	0.00	0.00	0.00	0.00
RENT	0.00	0.00	0.00	0.00	0.00	0.00	0.00	0.00
OTHER ADMINISTRATION EXPS	0.00	0.00	0.00	0.00	0.00	0.00	0.00	0.00
SUB TOTAL	0.00	0.00	0.00	0.00	0.00	0.00	0.00	0.00
(iii) OTHERS								
LOSS ON DISPOSAL OF GRANT INVESTMENTS	0.00	0.00	0.00	0.00	0.00	0.00	0.00	0.00
DIMINUTION IN VALUE OF GRANT INVESTMENT	0.00	0.00	0.00	0.00	0.00	0.00	0.00	0.00
GRANT REFUNDED	0.00	0.00	0.00	0.00	0.00	0.00	0.00	0.00
SUB TOTAL	0.00	0.00	0.00	0.00	0.00	0.00	0.00	0.00
TOTAL (C) (i+ii+iii)	0.00	0.00	0.00	0.00	0.00	0.00	0.00	0.00
NET BALANCE AT THE YEAR END (A+B)-('C)	6.18	4.41	0.00	0.00	0.00	0.00	0.00	10.59
TRF TO P&L	0.00	0.00	0.00	0.00	0.00	0.00	0.00	0.00
TOTAL GRANT AND CONTRIBUTIONS FOR SPECIFIC PURPOSES	6.18	4.41	0.00	0.00	0.00	0.00	0.00	10.59



PARTICULARS	GRANTS FROM CENTRAL GOVT.	GRANTS FROM STATE GOVT	GRANTS FROM OTHER GOVERNMENT AGENCIES	GRANTS FROM FINANCIAL INSTITUTIONS	GRANTS FROM WELFARE BODIES	GRANTS FROM INTERNATIONAL ORGANISATIONS	OTHERS	TOTAL
FUND CODE NO. 156 (AMRUT YOJNA GRANT)								
(A) OPENING BALANCE	367.39	411.93	0.00	0.00	0.00	0.00	0.00	779.32
(B) ADDITIONS TO THE GRANT								
(i) GRANT RECEIVED DURING THE YEAR	8967.63	10054.61	0.00	0.00	0.00	0.00	0.00	19022.24
(ii) INTEREST/DIVIDEND EARNED ON GRANT INVESTMENTS	0.00	0.00	0.00	0.00	0.00	0.00	0.00	0.00
(iii) PROFIT ON DISPOSAL OF GRANT INVESTMENTS	0.00	0.00	0.00	0.00	0.00	0.00	0.00	0.00
(iv) APPRECIATION IN VALUE OF GRANT INVESTMENTS	0.00	0.00	0.00	0.00	0.00	0.00	0.00	0.00
(v) OTHER ADDITION	0.00	0.00	0.00	0.00	0.00	0.00	0.00	0.00
TOTAL (B)	8967.63	10054.61	0.00	0.00	0.00	0.00	0.00	19022.24
TOTAL (A+B)	9335.02	10466.54	0.00	0.00	0.00	0.00	0.00	19801.56
(C) PAYMENTS OUT OF FUNDS								
(i) CAPITAL EXPENDITURE ON								
FIXED ASSETS	0.00	0.00	0.00	0.00	0.00	0.00	0.00	0.00
OTHERS	4579.96	5135.11	0.00	0.00	0.00	0.00	0.00	9715.07
SUB TOTAL	4579.96	5135.11	0.00	0.00	0.00	0.00	0.00	9715.07
(ii) REVENUE EXPENDITURE ON								
SALARY, WAGES, ALLOWNACES, ETC.	0.00	0.00	0.00	0.00	0.00	0.00	0.00	0.00
RENT	0.00	0.00	0.00	0.00	0.00	0.00	0.00	0.00
OTHER ADMINISTRATION EXPS	0.00	0.00	0.00	0.00	0.00	0.00	0.00	0.00
SUB TOTAL	0.00	0.00	0.00	0.00	0.00	0.00	0.00	0.00
(iii) OTHERS								
LOSS ON DISPOSAL OF GRANT INVESTMENTS	0.00	0.00	0.00	0.00	0.00	0.00	0.00	0.00
DIMINUTION IN VALUE OF GRANT INVESTMENT	0.00	0.00	0.00	0.00	0.00	0.00	0.00	0.00
GRANT REFUNDED	0.00	0.00	0.00	0.00	0.00	0.00	0.00	0.00
SUB TOTAL	0.00	0.00	0.00	0.00	0.00	0.00	0.00	0.00
TOTAL (C) (i+ii+iii)	4579.96	5135.11	0.00	0.00	0.00	0.00	0.00	9715.07
NET BALANCE AT THE YEAR END (A+B)-(C)	4755.06	5331.43	0.00	0.00	0.00	0.00	0.00	10086.49
TRF TO P&L	0.00	0.00	0.00	0.00	0.00	0.00	0.00	0.00
TOTAL GRANT AND CONTRIBUTIONS FOR SPECIFIC PURPOSES	4755.06	5331.43	0.00	0.00	0.00	0.00	0.00	10086.49



PARTICULARS	GRANTS FROM CENTRAL GOVT.	GRANTS FROM STATE GOVT	GRANTS FROM OTHER GOVERNMENT AGENCIES	GRANTS FROM FINANCIAL INSTITUTIONS	GRANTS FROM WELFARE BODIES	GRANTS FROM INTERNATIONAL ORGANISATIONS	OTHERS	TOTAL
FUND CODE NO. 174 (HEALTH GRANT)								
(A) OPENING BALANCE	0.00	221.52	0.00	0.00	0.00	0.00	0.00	221.52
(B) ADDITIONS TO THE GRANT								
(i) GRANT RECEIVED DURING THE YEAR	0.00	352.37	0.00	0.00	0.00	0.00	0.00	352.37
(ii) INTEREST/DIVIDEND EARNED ON GRANT INVESTMENTS	0.00	0.00	0.00	0.00	0.00	0.00	0.00	0.00
(iii) PROFIT ON DISPOSAL OF GRANT INVESTMENTS	0.00	0.00	0.00	0.00	0.00	0.00	0.00	0.00
(iv) APPRECIATION IN VALUE OF GRANT INVESTMENTS	0.00	0.00	0.00	0.00	0.00	0.00	0.00	0.00
(v) OTHER ADDITION	0.00	0.00	0.00	0.00	0.00	0.00	0.00	0.00
TOTAL (B)	0.00	352.37	0.00	0.00	0.00	0.00	0.00	352.37
TOTAL (A+B)	0.00	573.89	0.00	0.00	0.00	0.00	0.00	573.89
(C) PAYMENTS OUT OF FUNDS								
(i) CAPITAL EXPENDITURE ON								
FIXED ASSETS	0.00	0.00	0.00	0.00	0.00	0.00	0.00	0.00
OTHERS	0.00	0.00	0.00	0.00	0.00	0.00	0.00	0.00
SUB TOTAL	0.00	0.00	0.00	0.00	0.00	0.00	0.00	0.00
(ii) REVENUE EXPENDITURE ON								
SALARY, WAGES, ALLOWANCES, ETC.	0.00	0.00	0.00	0.00	0.00	0.00	0.00	0.00
RENT	0.00	0.00	0.00	0.00	0.00	0.00	0.00	0.00
OTHER ADMINISTRATION EXPS	0.00	0.00	0.00	0.00	0.00	0.00	0.00	0.00
SUB TOTAL	0.00	0.00	0.00	0.00	0.00	0.00	0.00	0.00
(iii) OTHERS								
LOSS ON DISPOSAL OF GRANT INVESTMENTS	0.00	0.00	0.00	0.00	0.00	0.00	0.00	0.00
DIMINUTION IN VALUE OF GRANT INVESTMENT	0.00	0.00	0.00	0.00	0.00	0.00	0.00	0.00
GRANT REFUNDED	0.00	0.00	0.00	0.00	0.00	0.00	0.00	0.00
SUB TOTAL	0.00	0.00	0.00	0.00	0.00	0.00	0.00	0.00
TOTAL (C) (i+ii+iii)	0.00	0.00	0.00	0.00	0.00	0.00	0.00	0.00
NET BALANCE AT THE YEAR END (A+B)-('C)	0.00	573.89	0.00	0.00	0.00	0.00	0.00	573.89
TRF TO P&L	0.00	0.00	0.00	0.00	0.00	0.00	0.00	0.00
TOTAL GRANT AND CONTRIBUTIONS FOR SPECIFIC PURPOSES	0.00	573.89	0.00	0.00	0.00	0.00	0.00	573.89



PARTICULARS	GRANTS FROM CENTRAL GOVT.	GRANTS FROM STATE GOVT	GRANTS FROM OTHER GOVERNMENT AGENCIES	GRANTS FROM FINANCIAL INSTITUTIONS	GRANTS FROM WELFARE BODIES	GRANTS FROM INTERNATIONAL ORGANISATIONS	OTHERS	TOTAL
FUND CODE NO. 139 (ENTERTAINMENT TAX GRANT)								
(A) OPENING BALANCE	0.00	497.55	0.00	0.00	0.00	0.00	0.00	497.55
(B) ADDITIONS TO THE GRANT								
(i) GRANT RECEIVED DURING THE YEAR	0.00	276.46	0.00	0.00	0.00	0.00	0.00	276.46
(ii) INTEREST/DIVIDEND EARNED ON GRANT INVESTMENTS	0.00	0.00	0.00	0.00	0.00	0.00	0.00	0.00
(iii) PROFIT ON DISPOSAL OF GRANT INVESTMENTS	0.00	0.00	0.00	0.00	0.00	0.00	0.00	0.00
(iv) APPRECIATION IN VALUE OF GRANT INVESTMENTS	0.00	0.00	0.00	0.00	0.00	0.00	0.00	0.00
(v) OTHER ADDITION	0.00	0.00	0.00	0.00	0.00	0.00	0.00	0.00
TOTAL (B)	0.00	276.46	0.00	0.00	0.00	0.00	0.00	276.46
TOTAL (A+B)	0.00	774.01	0.00	0.00	0.00	0.00	0.00	774.01
(C) PAYMENTS OUT OF FUNDS								
(i) CAPITAL EXPENDITURE ON								
FIXED ASSETS	0.00	0.00	0.00	0.00	0.00	0.00	0.00	0.00
OTHERS	0.00	0.00	0.00	0.00	0.00	0.00	0.00	0.00
SUB TOTAL	0.00	0.00	0.00	0.00	0.00	0.00	0.00	0.00
(ii) REVENUE EXPENDITURE ON								
SALARY, WAGES, ALLOWANCES, ETC.	0.00	0.00	0.00	0.00	0.00	0.00	0.00	0.00
RENT	0.00	0.00	0.00	0.00	0.00	0.00	0.00	0.00
OTHER ADMINISTRATION EXPS	0.00	0.00	0.00	0.00	0.00	0.00	0.00	0.00
SUB TOTAL	0.00	0.00	0.00	0.00	0.00	0.00	0.00	0.00
(iii) OTHERS								
LOSS ON DISPOSAL OF GRANT INVESTMENTS	0.00	0.00	0.00	0.00	0.00	0.00	0.00	0.00
DIMINUTION IN VALUE OF GRANT INVESTMENT	0.00	0.00	0.00	0.00	0.00	0.00	0.00	0.00
GRANT REFUNDED	0.00	0.00	0.00	0.00	0.00	0.00	0.00	0.00
SUB TOTAL	0.00	0.00	0.00	0.00	0.00	0.00	0.00	0.00
TOTAL (C) (i+ii+iii)	0.00	0.00	0.00	0.00	0.00	0.00	0.00	0.00
NET BALANCE AT THE YEAR END (A+B)-(C)	0.00	774.01	0.00	0.00	0.00	0.00	0.00	774.01
TRF TO P&L	0.00	0.00	0.00	0.00	0.00	0.00	0.00	0.00
TOTAL GRANT AND CONTRIBUTIONS FOR SPECIFIC PURPOSES	0.00	774.01	0.00	0.00	0.00	0.00	0.00	774.01



PARTICULARS	GRANTS FROM CENTRAL GOVT.	GRANTS FROM STATE GOVT	GRANTS FROM OTHER GOVERNMENT AGENCIES	GRANTS FROM FINANCIAL INSTITUTIONS	GRANTS FROM WELFARE BODIES	GRANTS FROM INTERNATIONAL ORGANISATIONS	OTHERS	TOTAL
FUND CODE NO. 151 (NEW AVAS YOJNA FUND)								
(A) OPENING BALANCE	325.20	773.20	0.00	0.00	0.00	0.00	0.00	1098.40
(B) ADDITIONS TO THE GRANT								
(i) GRANT RECEIVED DURING THE YEAR	0.00	0.00	0.00	0.00	0.00	0.00	0.00	0.00
(ii) INTEREST/DIVIDEND EARNED ON GRANT INVESTMENTS	0.00	0.00	0.00	0.00	0.00	0.00	0.00	0.00
(iii) PROFIT ON DISPOSAL OF GRANT INVESTMENTS	0.00	0.00	0.00	0.00	0.00	0.00	0.00	0.00
(iv) APPRECIATION IN VALUE OF GRANT INVESTMENTS	0.00	0.00	0.00	0.00	0.00	0.00	0.00	0.00
(v) OTHER ADDITION	0.00	0.00	0.00	0.00	0.00	0.00	0.00	0.00
TOTAL (B)	0.00	0.00	0.00	0.00	0.00	0.00	0.00	0.00
TOTAL (A+B)	325.20	773.20	0.00	0.00	0.00	0.00	0.00	1098.40
(C) PAYMENTS OUT OF FUNDS								
(i) CAPITAL EXPENDITURE ON								
FIXED ASSETS	0.00	0.00	0.00	0.00	0.00	0.00	0.00	0.00
OTHERS	4699.58	4699.58	0.00	0.00	0.00	0.00	0.00	9399.16
SUB TOTAL	4699.58	4699.58	0.00	0.00	0.00	0.00	0.00	9399.16
(ii) REVENUE EXPENDITURE ON								
SALARY, WAGES, ALLOWANCES, ETC.	0.00	0.00	0.00	0.00	0.00	0.00	0.00	0.00
RENT	0.00	0.00	0.00	0.00	0.00	0.00	0.00	0.00
OTHER ADMINISTRATION EXPS	0.00	0.00	0.00	0.00	0.00	0.00	0.00	0.00
SUB TOTAL	0.00	0.00	0.00	0.00	0.00	0.00	0.00	0.00
(iii) OTHERS								
LOSS ON DISPOSAL OF GRANT INVESTMENTS	0.00	0.00	0.00	0.00	0.00	0.00	0.00	0.00
DIMINUTION IN VALUE OF GRANT INVESTMENT	0.00	0.00	0.00	0.00	0.00	0.00	0.00	0.00
GRANT REFUNDED	0.00	0.00	0.00	0.00	0.00	0.00	0.00	0.00
SUB TOTAL	0.00	0.00	0.00	0.00	0.00	0.00	0.00	0.00
TOTAL (C) (i+ii+iii)	4699.58	4699.58	0.00	0.00	0.00	0.00	0.00	9399.16
NET BALANCE AT THE YEAR END (A+B)-('C)	-4374.38	-3926.38	0.00	0.00	0.00	0.00	0.00	-8300.76
TRF TO P&L	-45.00	-45.00	0.00	0.00	0.00	0.00	0.00	-90.00
TOTAL GRANT AND CONTRIBUTIONS FOR SPECIFIC PURPOSES	-4329.38	-3881.38	0.00	0.00	0.00	0.00	0.00	-8210.76



PARTICULARS	GRANTS FROM CENTRAL GOVT.	GRANTS FROM STATE GOVT	GRANTS FROM OTHER GOVERNMENT AGENCIES	GRANTS FROM FINANCIAL INSTITUTIONS	GRANTS FROM WELFARE BODIES	GRANTS FROM INTERNATIONAL ORGANISATIONS	OTHERS	TOTAL
FUND CODE NO. 150 (PMAY)								
(A) OPENING BALANCE	208.68	208.68	0.00	0.00	0.00	0.00	0.00	417.36
(B) ADDITIONS TO THE GRANT								
(i) GRANT RECEIVED DURING THE YEAR	355.27	355.27	0.00	0.00	0.00	0.00	0.00	710.53
(ii) INTEREST/DIVIDEND EARNED ON GRANT INVESTMENTS	0.00	0.00	0.00	0.00	0.00	0.00	0.00	0.00
(iii) PROFIT ON DISPOSAL OF GRANT INVESTMENTS	0.00	0.00	0.00	0.00	0.00	0.00	0.00	0.00
(iv) APPRECIATION IN VALUE OF GRANT INVESTMENTS	0.00	0.00	0.00	0.00	0.00	0.00	0.00	0.00
(v) OTHER ADDITION-BENEFICIERY CONTRIBUTION RECEIVED AND SHOP SALE CONSIDERATION	0.00	0.00	0.00	0.00	0.00	0.00	3528.49	3528.49
TOTAL (B)	355.27	355.27	0.00	0.00	0.00	0.00	3528.49	4239.02
TOTAL (A+B)	563.95	563.95	0.00	0.00	0.00	0.00	3528.49	4656.38
(C) PAYMENTS OUT OF FUNDS								
(i) CAPITAL EXPENDITURE ON								
FIXED ASSETS	0.00	0.00	0.00	0.00	0.00	0.00	0.00	0.00
OTHERS	3332.10	3332.10	0.00	0.00	0.00	0.00	0.00	6664.19
SUB TOTAL	3332.10	3332.10	0.00	0.00	0.00	0.00	0.00	6664.19
(ii) REVENUE EXPENDITURE ON								
SALARY, WAGES, ALLOWNACES, ETC.	0.00	0.00	0.00	0.00	0.00	0.00	0.00	0.00
RENT	0.00	0.00	0.00	0.00	0.00	0.00	0.00	0.00
OTHER ADMINISTRATION EXPS	0.00	0.00	0.00	0.00	0.00	0.00	0.00	0.00
SUB TOTAL	0.00	0.00	0.00	0.00	0.00	0.00	0.00	0.00
(iii) OTHERS								
LOSS ON DISPOSAL OF GRANT INVESTMENTS	0.00	0.00	0.00	0.00	0.00	0.00	0.00	0.00
DIMINUTION IN VALUE OF GRANT INVESTMENT	0.00	0.00	0.00	0.00	0.00	0.00	0.00	0.00
GRANT REFUNDED	0.00	0.00	0.00	0.00	0.00	0.00	0.00	0.00
SUB TOTAL	0.00	0.00	0.00	0.00	0.00	0.00	0.00	0.00
TOTAL (C) (i+ii+iii)	3332.10	3332.10	0.00	0.00	0.00	0.00	0.00	6664.19
NET BALANCE AT THE YEAR END (A+B)-(C)	-2768.15	-2768.15	0.00	0.00	0.00	0.00	3528.49	-2007.81
TRF TO P&L	0.00	0.00	0.00	0.00	0.00	0.00	0.00	0.00
TOTAL GRANT AND CONTRIBUTIONS FOR SPECIFIC PURPOSES	-2768.15	-2768.15	0.00	0.00	0.00	0.00	3528.49	-2007.81



PARTICULARS	GRANTS FROM CENTRAL GOVT.	GRANTS FROM STATE GOVT	GRANTS FROM OTHER GOVERNMENT AGENCIES	GRANTS FROM FINANCIAL INSTITUTIONS	GRANTS FROM WELFARE BODIES	GRANTS FROM INTERNATIONAL ORGANISATIONS	OTHERS	TOTAL
FUND CODE NO. 193 (GHTCI LIGHT HOUSE)								
(A) OPENING BALANCE	0.00	0.00	0.00	0.00	0.00	0.00	0.00	0.00
(B) ADDITIONS TO THE GRANT								
(i) GRANT RECEIVED DURING THE YEAR	0.00	0.00	0.00	0.00	0.00	0.00	0.00	0.00
(ii) INTEREST/DIVIDEND EARNED ON GRANT INVESTMENTS	0.00	0.00	0.00	0.00	0.00	0.00	0.00	0.00
(iii) PROFIT ON DISPOSAL OF GRANT INVESTMENTS	0.00	0.00	0.00	0.00	0.00	0.00	0.00	0.00
(iv) APPRECIATION IN VALUE OF GRANT INVESTMENTS	0.00	0.00	0.00	0.00	0.00	0.00	0.00	0.00
(v) OTHER ADDITION-BENEFICIERY CONTRIBUTION RECEIVED AND SHOP SALE CONSIDERATION	0.00	0.00	0.00	0.00	0.00	0.00	0.00	0.00
TOTAL (B)	0.00	0.00	0.00	0.00	0.00	0.00	0.00	0.00
TOTAL (A+B)	0.00	0.00	0.00	0.00	0.00	0.00	0.00	0.00
(C) PAYMENTS OUT OF FUNDS								
(i) CAPITAL EXPENDITURE ON								
FIXED ASSETS	0.00	0.00	0.00	0.00	0.00	0.00	0.00	0.00
OTHERS	1258.40	1258.40	0.00	0.00	0.00	0.00	0.00	2516.80
SUB TOTAL	1258.40	1258.40	0.00	0.00	0.00	0.00	0.00	2516.80
(ii) REVENUE EXPENDITURE ON								
SALARY, WAGES, ALLOWNACES,ETC.	0.00	0.00	0.00	0.00	0.00	0.00	0.00	0.00
RENT	0.00	0.00	0.00	0.00	0.00	0.00	0.00	0.00
OTHER ADMINISTRATION EXPS	0.00	0.00	0.00	0.00	0.00	0.00	0.00	0.00
SUB TOTAL	0.00	0.00	0.00	0.00	0.00	0.00	0.00	0.00
(iii) OTHERS								
LOSS ON DISPOSAL OF GRANT INVESTMENTS	0.00	0.00	0.00	0.00	0.00	0.00	0.00	0.00
DIMINUTION IN VALUE OF GRANT INVESTMENT	0.00	0.00	0.00	0.00	0.00	0.00	0.00	0.00
GRANT REFUNDED	0.00	0.00	0.00	0.00	0.00	0.00	0.00	0.00
SUB TOTAL	0.00	0.00	0.00	0.00	0.00	0.00	0.00	0.00
TOTAL (C) (i+ii+iii)	1258.40	1258.40	0.00	0.00	0.00	0.00	0.00	2516.80
NET BALANCE AT THE YEAR END (A+B)-('C)	-1258.40	-1258.40	0.00	0.00	0.00	0.00	0.00	-2516.80
TRF TO P&L	0.00	0.00	0.00	0.00	0.00	0.00	0.00	0.00
TOTAL GRANT AND CONTRIBUTIONS FOR SPECIFIC PURPOSES	-1258.40	-1258.40	0.00	0.00	0.00	0.00	0.00	-2516.80



PARTICULARS	GRANTS FROM CENTRAL GOVT.	GRANTS FROM STATE GOVT	GRANTS FROM OTHER GOVERNMENT AGENCIES	GRANTS FROM FINANCIAL INSTITUTIONS	GRANTS FROM WELFARE BODIES	GRANTS FROM INTERNATIONAL ORGANISATIONS	OTHERS	TOTAL
FUND CODE NO. 131 (LAND REVENUE GRANT)								
(A) OPENING BALANCE	0.00	154.16	0.00	0.00	0.00	0.00	0.00	154.16
(B) ADDITIONS TO THE GRANT								
(i) GRANT RECEIVED DURING THE YEAR	0.00	31.86	0.00	0.00	0.00	0.00	0.00	31.86
(ii) INTEREST/DIVIDEND EARNED ON GRANT INVESTMENTS	0.00	0.00	0.00	0.00	0.00	0.00	0.00	0.00
(iii) PROFIT ON DISPOSAL OF GRANT INVESTMENTS	0.00	0.00	0.00	0.00	0.00	0.00	0.00	0.00
(iv) APPRECIATION IN VALUE OF GRANT INVESTMENTS	0.00	0.00	0.00	0.00	0.00	0.00	0.00	0.00
(v) OTHER ADDITION	0.00	0.00	0.00	0.00	0.00	0.00	0.00	0.00
TOTAL (B)	0.00	31.86	0.00	0.00	0.00	0.00	0.00	31.86
TOTAL (A+B)	0.00	186.02	0.00	0.00	0.00	0.00	0.00	186.02
(C) PAYMENTS OUT OF FUNDS								
(i) CAPITAL EXPENDITURE ON								
FIXED ASSETS	0.00	0.00	0.00	0.00	0.00	0.00	0.00	0.00
OTHERS	0.00	0.00	0.00	0.00	0.00	0.00	0.00	0.00
SUB TOTAL	0.00	0.00	0.00	0.00	0.00	0.00	0.00	0.00
(ii) REVENUE EXPENDITURE ON								
SALARY, WAGES, ALLOWNACES, ETC.	0.00	0.00	0.00	0.00	0.00	0.00	0.00	0.00
RENT	0.00	0.00	0.00	0.00	0.00	0.00	0.00	0.00
OTHER ADMINISTRATION EXPS	0.00	0.00	0.00	0.00	0.00	0.00	0.00	0.00
SUB TOTAL	0.00	0.00	0.00	0.00	0.00	0.00	0.00	0.00
(iii) OTHERS								
LOSS ON DISPOSAL OF GRANT INVESTMENTS	0.00	0.00	0.00	0.00	0.00	0.00	0.00	0.00
DIMINUTION IN VALUE OF GRANT INVESTMENT	0.00	0.00	0.00	0.00	0.00	0.00	0.00	0.00
GRANT REFUNDED	0.00	0.00	0.00	0.00	0.00	0.00	0.00	0.00
SUB TOTAL	0.00	0.00	0.00	0.00	0.00	0.00	0.00	0.00
TOTAL (C) (i+ii+iii)	0.00	0.00	0.00	0.00	0.00	0.00	0.00	0.00
NET BALANCE AT THE YEAR END (A+B)-(C)	0.00	186.02	0.00	0.00	0.00	0.00	0.00	186.02
TRF TO P&L	0.00	0.00	0.00	0.00	0.00	0.00	0.00	0.00
TOTAL GRANT AND CONTRIBUTIONS FOR SPECIFIC PURPOSES	0.00	186.02	0.00	0.00	0.00	0.00	0.00	186.02



PARTICULARS	GRANTS FROM CENTRAL GOVT.	GRANTS FROM STATE GOVT	GRANTS FROM OTHER GOVERNMENT AGENCIES	GRANTS FROM FINANCIAL INSTITUTIONS	GRANTS FROM WELFARE BODIES	GRANTS FROM INTERNATIONAL ORGANISATIONS	OTHERS	TOTAL
FUND CODE NO. 113 (PROF TAX GRANT)								
(A) OPENING BALANCE	0.00	1087.06	0.00	0.00	0.00	0.00	0.00	1087.06
(B) ADDITIONS TO THE GRANT								
(i) GRANT RECEIVED DURING THE YEAR	0.00	547.87	0.00	0.00	0.00	0.00	0.00	547.87
(ii) INTEREST/DIVIDEND EARNED ON GRANT INVESTMENTS	0.00	0.00	0.00	0.00	0.00	0.00	0.00	0.00
(iii) PROFIT ON DISPOSAL OF GRANT INVESTMENTS	0.00	0.00	0.00	0.00	0.00	0.00	0.00	0.00
(iv) APPRECIATION IN VALUE OF GRANT INVESTMENTS	0.00	0.00	0.00	0.00	0.00	0.00	0.00	0.00
(v) OTHER ADDITION	0.00	0.00	0.00	0.00	0.00	0.00	0.00	0.00
TOTAL (B)	0.00	547.87	0.00	0.00	0.00	0.00	0.00	547.87
TOTAL (A+B)	0.00	1634.93	0.00	0.00	0.00	0.00	0.00	1634.93
(C) PAYMENTS OUT OF FUNDS								
(i) CAPITAL EXPENDITURE ON								
FIXED ASSETS	0.00	0.00	0.00	0.00	0.00	0.00	0.00	0.00
OTHERS	0.00	0.00	0.00	0.00	0.00	0.00	0.00	0.00
SUB TOTAL	0.00	0.00	0.00	0.00	0.00	0.00	0.00	0.00
(ii) REVENUE EXPENDITURE ON								
SALARY, WAGES, ALLOWNACES, ETC.	0.00	0.00	0.00	0.00	0.00	0.00	0.00	0.00
RENT	0.00	0.00	0.00	0.00	0.00	0.00	0.00	0.00
OTHER ADMINISTRATION EXPS	0.00	0.00	0.00	0.00	0.00	0.00	0.00	0.00
SUB TOTAL	0.00	0.00	0.00	0.00	0.00	0.00	0.00	0.00
(iii) OTHERS								
LOSS ON DISPOSAL OF GRANT INVESTMENTS	0.00	0.00	0.00	0.00	0.00	0.00	0.00	0.00
DIMINUTION IN VALUE OF GRANT INVESTMENT	0.00	0.00	0.00	0.00	0.00	0.00	0.00	0.00
GRANT REFUNDED	0.00	0.00	0.00	0.00	0.00	0.00	0.00	0.00
SUB TOTAL	0.00	0.00	0.00	0.00	0.00	0.00	0.00	0.00
TOTAL (C) (i+ii+iii)	0.00	0.00	0.00	0.00	0.00	0.00	0.00	0.00
NET BALANCE AT THE YEAR END (A+B)-('C)	0.00	1634.93	0.00	0.00	0.00	0.00	0.00	1634.93
TRF TO P&L	0.00	0.00	0.00	0.00	0.00	0.00	0.00	0.00
TOTAL GRANT AND CONTRIBUTIONS FOR SPECIFIC PURPOSES	0.00	1634.93	0.00	0.00	0.00	0.00	0.00	1634.93



PARTICULARS	GRANTS FROM CENTRAL GOVT.	GRANTS FROM STATE GOVT	GRANTS FROM OTHER GOVERNMENT AGENCIES	GRANTS FROM FINANCIAL INSTITUTIONS	GRANTS FROM WELFARE BODIES	GRANTS FROM INTERNATIONAL ORGANISATIONS	OTHERS	TOTAL
FUND CODE NO. 161 (APPRENTICE GRANT)								
(A) OPENING BALANCE	0.00	-81.59	0.00	0.00	0.00	0.00	0.00	-81.59
(B) ADDITIONS TO THE GRANT								
(i) GRANT RECEIVED DURING THE YEAR	0.00	39.89	0.00	0.00	0.00	0.00	0.00	39.89
(ii) INTEREST/DIVIDEND EARNED ON GRANT INVESTMENTS	0.00	0.00	0.00	0.00	0.00	0.00	0.00	0.00
(iii) PROFIT ON DISPOSAL OF GRANT INVESTMENTS	0.00	0.00	0.00	0.00	0.00	0.00	0.00	0.00
(iv) APPRECIATION IN VALUE OF GRANT INVESTMENTS	0.00	0.00	0.00	0.00	0.00	0.00	0.00	0.00
(v) OTHER ADDITION	0.00	0.00	0.00	0.00	0.00	0.00	0.00	0.00
TOTAL (B)	0.00	39.89	0.00	0.00	0.00	0.00	0.00	39.89
TOTAL (A+B)	0.00	-41.70	0.00	0.00	0.00	0.00	0.00	-41.70
(C) PAYMENTS OUT OF FUNDS								
(i) CAPITAL EXPENDITURE ON								
FIXED ASSETS	0.00	0.00	0.00	0.00	0.00	0.00	0.00	0.00
OTHERS	0.00	0.00	0.00	0.00	0.00	0.00	0.00	0.00
SUB TOTAL	0.00	0.00	0.00	0.00	0.00	0.00	0.00	0.00
(ii) REVENUE EXPENDITURE ON								
SALARY, WAGES, ALLOWANCES, ETC.	0.00	79.91	0.00	0.00	0.00	0.00	0.00	79.91
RENT	0.00	0.00	0.00	0.00	0.00	0.00	0.00	0.00
OTHER ADMINISTRATION EXPS	0.00	0.00	0.00	0.00	0.00	0.00	0.00	0.00
SUB TOTAL	0.00	79.91	0.00	0.00	0.00	0.00	0.00	79.91
(iii) OTHERS								
LOSS ON DISPOSAL OF GRANT INVESTMENTS	0.00	0.00	0.00	0.00	0.00	0.00	0.00	0.00
DIMINUTION IN VALUE OF GRANT INVESTMENT	0.00	0.00	0.00	0.00	0.00	0.00	0.00	0.00
GRANT REFUNDED	0.00	0.00	0.00	0.00	0.00	0.00	0.00	0.00
SUB TOTAL	0.00	0.00	0.00	0.00	0.00	0.00	0.00	0.00
TOTAL (C) (i+ii+iii)	0.00	79.91	0.00	0.00	0.00	0.00	0.00	79.91
NET BALANCE AT THE YEAR END (A+B)-('C)	0.00	-121.61	0.00	0.00	0.00	0.00	0.00	-121.61
TRF TO P&L	0.00	0.00	0.00	0.00	0.00	0.00	0.00	0.00
TOTAL GRANT AND CONTRIBUTIONS FOR SPECIFIC PURPOSES	0.00	-121.61	0.00	0.00	0.00	0.00	0.00	-121.61



PARTICULARS	GRANTS FROM CENTRAL GOVT.	GRANTS FROM STATE GOVT	GRANTS FROM OTHER GOVERNMENT AGENCIES	GRANTS FROM FINANCIAL INSTITUTIONS	GRANTS FROM WELFARE BODIES	GRANTS FROM INTERNATIONAL ORGANISATIONS	OTHERS	TOTAL
FUND CODE NO. 121 (NULM GRANT)								
(A) OPENING BALANCE	58.02	0.00	0.00	0.00	0.00	0.00	0.00	58.02
(B) ADDITIONS TO THE GRANT								
(i) GRANT RECEIVED DURING THE YEAR	51.00	0.00	0.00	0.00	0.00	0.00	0.00	51.00
(ii) INTEREST/DIVIDEND EARNED ON GRANT INVESTMENTS	0.00	0.00	0.00	0.00	0.00	0.00	0.00	0.00
(iii) PROFIT ON DISPOSAL OF GRANT INVESTMENTS	0.00	0.00	0.00	0.00	0.00	0.00	0.00	0.00
(iv) APPRECIATION IN VALUE OF GRANT INVESTMENTS	0.00	0.00	0.00	0.00	0.00	0.00	0.00	0.00
(v) OTHER ADDITION	0.00	0.00	0.00	0.00	0.00	0.00	0.00	0.00
TOTAL (B)	51.00	0.00	0.00	0.00	0.00	0.00	0.00	51.00
TOTAL (A+B)	109.02	0.00	0.00	0.00	0.00	0.00	0.00	109.02
(C) PAYMENTS OUT OF FUNDS								
(i) CAPITAL EXPENDITURE ON								
FIXED ASSETS	0.00	0.00	0.00	0.00	0.00	0.00	0.00	0.00
OTHERS	0.00	0.00	0.00	0.00	0.00	0.00	0.00	0.00
SUB TOTAL	0.00	0.00	0.00	0.00	0.00	0.00	0.00	0.00
(ii) REVENUE EXPENDITURE ON								
SALARY, WAGES, ALLOWNACES, ETC.	0.00	0.00	0.00	0.00	0.00	0.00	0.00	0.00
RENT	0.00	0.00	0.00	0.00	0.00	0.00	0.00	0.00
OTHER ADMINISTRATION EXPS	127.38	0.00	0.00	0.00	0.00	0.00	0.00	127.38
SUB TOTAL	127.38	0.00	0.00	0.00	0.00	0.00	0.00	127.38
(iii) OTHERS								
LOSS ON DISPOSAL OF GRANT INVESTMENTS	0.00	0.00	0.00	0.00	0.00	0.00	0.00	0.00
DIMINUTION IN VALUE OF GRANT INVESTMENT	0.00	0.00	0.00	0.00	0.00	0.00	0.00	0.00
GRANT REFUNDED	0.00	0.00	0.00	0.00	0.00	0.00	0.00	0.00
SUB TOTAL	0.00	0.00	0.00	0.00	0.00	0.00	0.00	0.00
TOTAL (C) (i+ii+iii)	127.38	0.00	0.00	0.00	0.00	0.00	0.00	127.38
NET BALANCE AT THE YEAR END (A+B)-(C)	-18.36	0.00	0.00	0.00	0.00	0.00	0.00	-18.36
TRF TO P&L	0.00	0.00	0.00	0.00	0.00	0.00	0.00	0.00
TOTAL GRANT AND CONTRIBUTIONS FOR SPECIFIC PURPOSES	-18.36	0.00	0.00	0.00	0.00	0.00	0.00	-18.36



PARTICULARS	GRANTS FROM CENTRAL GOVT.	GRANTS FROM STATE GOVT	GRANTS FROM OTHER GOVERNMENT AGENCIES	GRANTS FROM FINANCIAL INSTITUTIONS	GRANTS FROM WELFARE BODIES	GRANTS FROM INTERNATIONAL ORGANISATIONS	OTHERS	TOTAL
FUND CODE NO. 117 (MALERIA SCHEME GRANT)								
(A) OPENING BALANCE	0.00	-329.01	0.00	0.00	0.00	0.00	0.00	-329.01
(B) ADDITIONS TO THE GRANT								
(i) GRANT RECEIVED DURING THE YEAR	0.00	329.01	0.00	0.00	0.00	0.00	0.00	329.01
(ii) INTEREST/DIVIDEND EARNED ON GRANT INVESTMENTS	0.00	0.00	0.00	0.00	0.00	0.00	0.00	0.00
(Iii) PROFIT ON DISPOSAL OF GRANT INVESTMENTS	0.00	0.00	0.00	0.00	0.00	0.00	0.00	0.00
(iv) APPRECIATION IN VALUE OF GRANT INVESTMENTS	0.00	0.00	0.00	0.00	0.00	0.00	0.00	0.00
(v) OTHER ADDITION	0.00	0.00	0.00	0.00	0.00	0.00	0.00	0.00
TOTAL (B)	0.00	329.01	0.00	0.00	0.00	0.00	0.00	329.01
TOTAL (A+B)	0.00	0.00	0.00	0.00	0.00	0.00	0.00	0.00
(C) PAYMENTS OUT OF FUNDS								
(i) CAPITAL EXPENDITURE ON								
FIXED ASSETS	0.00	0.00	0.00	0.00	0.00	0.00	0.00	0.00
OTHERS	0.00	0.00	0.00	0.00	0.00	0.00	0.00	0.00
SUB TOTAL	0.00	0.00	0.00	0.00	0.00	0.00	0.00	0.00
(ii) REVENUE EXPENDITURE ON								
SALARY, WAGES, ALLOWNACES,ETC.	0.00	325.65	0.00	0.00	0.00	0.00	0.00	325.65
RENT	0.00	0.00	0.00	0.00	0.00	0.00	0.00	0.00
OTHER ADMINISTRATION EXPS	0.00	0.00	0.00	0.00	0.00	0.00	0.00	0.00
SUB TOTAL	0.00	325.65	0.00	0.00	0.00	0.00	0.00	325.65
(iii) OTHERS								
LOSS ON DISPOSAL OF GRANT INVESTMENTS	0.00	0.00	0.00	0.00	0.00	0.00	0.00	0.00
DIMINUTION IN VALUE OF GRANT INVESTMENT	0.00	0.00	0.00	0.00	0.00	0.00	0.00	0.00
GRANT REFUNDED	0.00	0.00	0.00	0.00	0.00	0.00	0.00	0.00
SUB TOTAL	0.00	0.00	0.00	0.00	0.00	0.00	0.00	0.00
TOTAL (C) (i+ii+iii)	0.00	325.65	0.00	0.00	0.00	0.00	0.00	325.65
NET BALANCE AT THE YEAR END (A+B)-('C)	0.00	-325.65	0.00	0.00	0.00	0.00	0.00	-325.65
TRF TO P&L	0.00	-1.15	0.00	0.00	0.00	0.00	0.00	-1.15
TOTAL GRANT AND CONTRIBUTIONS FOR SPECIFIC PURPOSES	0.00	-324.50	0.00	0.00	0.00	0.00	0.00	-324.50



PARTICULARS	GRANTS FROM CENTRAL GOVT.	GRANTS FROM STATE GOVT	GRANTS FROM OTHER GOVERNMENT AGENCIES	GRANTS FROM FINANCIAL INSTITUTIONS	GRANTS FROM WELFARE BODIES	GRANTS FROM INTERNATIONAL ORGANISATIONS	OTHERS	TOTAL
FUND CODE NO. 118 (DIESEASE CONTROL GRANT)								
(A) OPENING BALANCE	0.00	187.39	0.00	0.00	0.00	0.00	0.00	187.39
(B) ADDITIONS TO THE GRANT								
(i) GRANT RECEIVED DURING THE YEAR	0.00	160.00	0.00	0.00	0.00	0.00	0.00	160.00
(ii) INTEREST/DIVIDEND EARNED ON GRANT INVESTMENTS	0.00	0.00	0.00	0.00	0.00	0.00	0.00	0.00
(iii) PROFIT ON DISPOSAL OF GRANT INVESTMENTS	0.00	0.00	0.00	0.00	0.00	0.00	0.00	0.00
(iv) APPRECIATION IN VALUE OF GRANT INVESTMENTS	0.00	0.00	0.00	0.00	0.00	0.00	0.00	0.00
(v) OTHER ADDITION	0.00	0.00	0.00	0.00	0.00	0.00	0.00	0.00
TOTAL (B)	0.00	160.00	0.00	0.00	0.00	0.00	0.00	160.00
TOTAL (A+B)	0.00	347.39	0.00	0.00	0.00	0.00	0.00	347.39
(C) PAYMENTS OUT OF FUNDS								
(i) CAPITAL EXPENDITURE ON								
FIXED ASSETS	0.00	0.00	0.00	0.00	0.00	0.00	0.00	0.00
OTHERS	0.00	0.00	0.00	0.00	0.00	0.00	0.00	0.00
SUB TOTAL	0.00	0.00	0.00	0.00	0.00	0.00	0.00	0.00
(ii) REVENUE EXPENDITURE ON								
SALARY, WAGES, ALLOWNACES, ETC.	0.00	0.00	0.00	0.00	0.00	0.00	0.00	0.00
RENT	0.00	0.00	0.00	0.00	0.00	0.00	0.00	0.00
OTHER ADMINISTRATION EXPS	0.00	64.10	0.00	0.00	0.00	0.00	0.00	64.10
SUB TOTAL	0.00	64.10	0.00	0.00	0.00	0.00	0.00	64.10
(iii) OTHERS								
LOSS ON DISPOSAL OF GRANT INVESTMENTS	0.00	0.00	0.00	0.00	0.00	0.00	0.00	0.00
DIMINUTION IN VALUE OF GRANT INVESTMENT	0.00	0.00	0.00	0.00	0.00	0.00	0.00	0.00
GRANT REFUNDED	0.00	0.00	0.00	0.00	0.00	0.00	0.00	0.00
SUB TOTAL	0.00	0.00	0.00	0.00	0.00	0.00	0.00	0.00
TOTAL (C) (i+ii+iii)	0.00	64.10	0.00	0.00	0.00	0.00	0.00	64.10
NET BALANCE AT THE YEAR END (A+B)-('C)	0.00	283.29	0.00	0.00	0.00	0.00	0.00	283.29
TRF TO P&L	0.00	0.00	0.00	0.00	0.00	0.00	0.00	0.00
TOTAL GRANT AND CONTRIBUTIONS FOR SPECIFIC PURPOSES	0.00	283.29	0.00	0.00	0.00	0.00	0.00	283.29



PARTICULARS	GRANTS FROM CENTRAL GOVT.	GRANTS FROM STATE GOVT	GRANTS FROM OTHER GOVERNMENT AGENCIES	GRANTS FROM FINANCIAL INSTITUTIONS	GRANTS FROM WELFARE BODIES	GRANTS FROM INTERNATIONAL ORGANISATIONS	OTHERS	TOTAL
FUND CODE NO. 179 (E IDENTIY GRANT)								
(A) OPENING BALANCE	0.00	0.00	0.00	0.00	0.00	0.00	0.00	0.00
(B) ADDITIONS TO THE GRANT								
(i) GRANT RECEIVED DURING THE YEAR	0.00	11.50	0.00	0.00	0.00	0.00	0.00	11.50
(ii) INTEREST/DIVIDEND EARNED ON GRANT INVESTMENTS	0.00	0.00	0.00	0.00	0.00	0.00	0.00	0.00
(iii) PROFIT ON DISPOSAL OF GRANT INVESTMENTS	0.00	0.00	0.00	0.00	0.00	0.00	0.00	0.00
(iv) APPRECIATION IN VALUE OF GRANT INVESTMENTS	0.00	0.00	0.00	0.00	0.00	0.00	0.00	0.00
(v) OTHER ADDITION	0.00	0.00	0.00	0.00	0.00	0.00	0.00	0.00
TOTAL (B)	0.00	11.50	0.00	0.00	0.00	0.00	0.00	11.50
TOTAL (A+B)	0.00	11.50	0.00	0.00	0.00	0.00	0.00	11.50
(C) PAYMENTS OUT OF FUNDS								
(i) CAPITAL EXPENDITURE ON								
FIXED ASSETS	0.00	0.00	0.00	0.00	0.00	0.00	0.00	0.00
OTHERS	0.00	0.00	0.00	0.00	0.00	0.00	0.00	0.00
SUB TOTAL	0.00	0.00	0.00	0.00	0.00	0.00	0.00	0.00
(ii) REVENUE EXPENDITURE ON								
SALARY, WAGES, ALLOWNACES,ETC.	0.00	0.00	0.00	0.00	0.00	0.00	0.00	0.00
RENT	0.00	0.00	0.00	0.00	0.00	0.00	0.00	0.00
OTHER ADMINISTRATION EXPS	0.00	0.00	0.00	0.00	0.00	0.00	0.00	0.00
SUB TOTAL	0.00	0.00	0.00	0.00	0.00	0.00	0.00	0.00
(iii) OTHERS								
LOSS ON DISPOSAL OF GRANT INVESTMENTS	0.00	0.00	0.00	0.00	0.00	0.00	0.00	0.00
DIMINUTION IN VALUE OF GRANT INVESTMENT	0.00	0.00	0.00	0.00	0.00	0.00	0.00	0.00
GRANT REFUNDED	0.00	0.00	0.00	0.00	0.00	0.00	0.00	0.00
SUB TOTAL	0.00	0.00	0.00	0.00	0.00	0.00	0.00	0.00
TOTAL (C) (i+ii+iii)	0.00	0.00	0.00	0.00	0.00	0.00	0.00	0.00
NET BALANCE AT THE YEAR END (A+B)-('C)	0.00	11.50	0.00	0.00	0.00	0.00	0.00	11.50
TRF TO P&L	0.00	0.00	0.00	0.00	0.00	0.00	0.00	0.00
TOTAL GRANT AND CONTRIBUTIONS FOR SPECIFIC PURPOSES	0.00	11.50	0.00	0.00	0.00	0.00	0.00	11.50



PARTICULARS	GRANTS FROM CENTRAL GOVT.	GRANTS FROM STATE GOVT	GRANTS FROM OTHER GOVERNMENT AGENCIES	GRANTS FROM FINANCIAL INSTITUTIONS	GRANTS FROM WELFARE BODIES	GRANTS FROM INTERNATIONAL ORGANISATIONS	OTHERS	TOTAL
FUND CODE NO. 175 (26TH JAN DAY CELEBRATION GRANT)								
(A) OPENING BALANCE	0.00	0.00	0.00	0.00	0.00	0.00	0.00	0.00
(B) ADDITIONS TO THE GRANT								
(i) GRANT RECEIVED DURING THE YEAR	0.00	250.00	0.00	0.00	0.00	0.00	0.00	250.00
(ii) INTEREST/DIVIDEND EARNED ON GRANT INVESTMENTS	0.00	0.00	0.00	0.00	0.00	0.00	0.00	0.00
(iii) PROFIT ON DISPOSAL OF GRANT INVESTMENTS	0.00	0.00	0.00	0.00	0.00	0.00	0.00	0.00
(iv) APPRECIATION IN VALUE OF GRANT INVESTMENTS	0.00	0.00	0.00	0.00	0.00	0.00	0.00	0.00
(v) OTHER ADDITION	0.00	0.00	0.00	0.00	0.00	0.00	0.00	0.00
TOTAL (B)	0.00	250.00	0.00	0.00	0.00	0.00	0.00	250.00
TOTAL (A+B)	0.00	250.00	0.00	0.00	0.00	0.00	0.00	250.00
(C) PAYMENTS OUT OF FUNDS								
(i) CAPITAL EXPENDITURE ON								
FIXED ASSETS	0.00	0.00	0.00	0.00	0.00	0.00	0.00	0.00
OTHERS	0.00	0.00	0.00	0.00	0.00	0.00	0.00	0.00
SUB TOTAL	0.00	0.00	0.00	0.00	0.00	0.00	0.00	0.00
(ii) REVENUE EXPENDITURE ON								
SALARY, WAGES, ALLOWNACES, ETC.	0.00	0.00	0.00	0.00	0.00	0.00	0.00	0.00
RENT	0.00	0.00	0.00	0.00	0.00	0.00	0.00	0.00
OTHER ADMINISTRATION EXPS	0.00	0.00	0.00	0.00	0.00	0.00	0.00	0.00
SUB TOTAL	0.00	0.00	0.00	0.00	0.00	0.00	0.00	0.00
(iii) OTHERS								
LOSS ON DISPOSAL OF GRANT INVESTMENTS	0.00	0.00	0.00	0.00	0.00	0.00	0.00	0.00
DIMINUTION IN VALUE OF GRANT INVESTMENT	0.00	0.00	0.00	0.00	0.00	0.00	0.00	0.00
GRANT REFUNDED	0.00	0.00	0.00	0.00	0.00	0.00	0.00	0.00
SUB TOTAL	0.00	0.00	0.00	0.00	0.00	0.00	0.00	0.00
TOTAL (C) (i+ii+iii)	0.00	0.00	0.00	0.00	0.00	0.00	0.00	0.00
NET BALANCE AT THE YEAR END (A+B)-(C)	0.00	250.00	0.00	0.00	0.00	0.00	0.00	250.00
TRF TO P&L	0.00	0.00	0.00	0.00	0.00	0.00	0.00	0.00
TOTAL GRANT AND CONTRIBUTIONS FOR SPECIFIC PURPOSES	0.00	250.00	0.00	0.00	0.00	0.00	0.00	250.00



PARTICULARS	GRANTS FROM CENTRAL GOVT.	GRANTS FROM STATE GOVT	GRANTS FROM OTHER GOVERNMENT AGENCIES	GRANTS FROM FINANCIAL INSTITUTIONS	GRANTS FROM WELFARE BODIES	GRANTS FROM INTERNATIONAL ORGANISATIONS	OTHERS	TOTAL
FUND CODE NO. 125 (MONSOON GRANT)								
(A) OPENING BALANCE	0.00	0.00	0.00	0.00	0.00	0.00	0.00	0.00
(B) ADDITIONS TO THE GRANT								
(i) GRANT RECEIVED DURING THE YEAR	0.00	2500.00	0.00	0.00	0.00	0.00	0.00	2500.00
(ii) INTEREST/DIVIDEND EARNED ON GRANT INVESTMENTS	0.00	0.00	0.00	0.00	0.00	0.00	0.00	0.00
(iii) PROFIT ON DISPOSAL OF GRANT INVESTMENTS	0.00	0.00	0.00	0.00	0.00	0.00	0.00	0.00
(iv) APPRECIATION IN VALUE OF GRANT INVESTMENTS	0.00	0.00	0.00	0.00	0.00	0.00	0.00	0.00
(v) OTHER ADDITION	0.00	0.00	0.00	0.00	0.00	0.00	0.00	0.00
TOTAL (B)	0.00	2500.00	0.00	0.00	0.00	0.00	0.00	2500.00
TOTAL (A+B)	0.00	2500.00	0.00	0.00	0.00	0.00	0.00	2500.00
(C) PAYMENTS OUT OF FUNDS								
(i) CAPITAL EXPENDITURE ON								
FIXED ASSETS	0.00	0.00	0.00	0.00	0.00	0.00	0.00	0.00
OTHERS	0.00	0.00	0.00	0.00	0.00	0.00	0.00	0.00
SUB TOTAL	0.00	0.00	0.00	0.00	0.00	0.00	0.00	0.00
(ii) REVENUE EXPENDITURE ON								
SALARY, WAGES, ALLOWNACES, ETC.	0.00	0.00	0.00	0.00	0.00	0.00	0.00	0.00
RENT	0.00	0.00	0.00	0.00	0.00	0.00	0.00	0.00
OTHER ADMINISTRATION EXPS	0.00	2409.01	0.00	0.00	0.00	0.00	0.00	2409.01
SUB TOTAL	0.00	2409.01	0.00	0.00	0.00	0.00	0.00	2409.01
(iii) OTHERS								
LOSS ON DISPOSAL OF GRANT INVESTMENTS	0.00	0.00	0.00	0.00	0.00	0.00	0.00	0.00
DIMINUTION IN VALUE OF GRANT INVESTMENT	0.00	0.00	0.00	0.00	0.00	0.00	0.00	0.00
GRANT REFUNDED	0.00	0.00	0.00	0.00	0.00	0.00	0.00	0.00
SUB TOTAL	0.00	0.00	0.00	0.00	0.00	0.00	0.00	0.00
TOTAL (C) (i+ii+iii)	0.00	2409.01	0.00	0.00	0.00	0.00	0.00	2409.01
NET BALANCE AT THE YEAR END (A+B)-('C)	0.00	90.99	0.00	0.00	0.00	0.00	0.00	90.99
TRF TO P&L	0.00	0.00	0.00	0.00	0.00	0.00	0.00	0.00
TOTAL GRANT AND CONTRIBUTIONS FOR SPECIFIC PURPOSES	0.00	90.99	0.00	0.00	0.00	0.00	0.00	90.99



PARTICULARS	GRANTS FROM CENTRAL GOVT.	GRANTS FROM STATE GOVT	GRANTS FROM OTHER GOVERNMENT AGENCIES	GRANTS FROM FINANCIAL INSTITUTIONS	GRANTS FROM WELFARE BODIES	GRANTS FROM INTERNATIONAL ORGANISATIONS	OTHERS	TOTAL
FUND CODE NO. 126 (ICDS GRANT)								
(A) OPENING BALANCE	0.00	643.98	0.00	0.00	0.00	0.00	0.00	643.98
(B) ADDITIONS TO THE GRANT								
(i) GRANT RECEIVED DURING THE YEAR	0.00	1106.25	0.00	0.00	0.00	0.00	0.00	1106.25
(ii) INTEREST/DIVIDEND EARNED ON GRANT INVESTMENTS	0.00	0.00	0.00	0.00	0.00	0.00	0.00	0.00
(iii) PROFIT ON DISPOSAL OF GRANT INVESTMENTS	0.00	0.00	0.00	0.00	0.00	0.00	0.00	0.00
(iv) APPRECIATION IN VALUE OF GRANT INVESTMENTS	0.00	0.00	0.00	0.00	0.00	0.00	0.00	0.00
(v) OTHER ADDITION	0.00	0.00	0.00	0.00	0.00	0.00	0.00	0.00
TOTAL (B)	0.00	1106.25	0.00	0.00	0.00	0.00	0.00	1106.25
TOTAL (A+B)	0.00	1750.23	0.00	0.00	0.00	0.00	0.00	1750.23
(C) PAYMENTS OUT OF FUNDS								
(i) CAPITAL EXPENDITURE ON								
FIXED ASSETS	0.00	0.00	0.00	0.00	0.00	0.00	0.00	0.00
OTHERS	0.00	0.00	0.00	0.00	0.00	0.00	0.00	0.00
SUB TOTAL	0.00	0.00	0.00	0.00	0.00	0.00	0.00	0.00
(ii) REVENUE EXPENDITURE ON								
SALARY, WAGES, ALLOWNACES, ETC.	0.00	0.00	0.00	0.00	0.00	0.00	0.00	0.00
RENT	0.00	0.00	0.00	0.00	0.00	0.00	0.00	0.00
OTHER ADMINISTRATION EXPS	0.00	846.41	0.00	0.00	0.00	0.00	0.00	846.41
SUB TOTAL	0.00	846.41	0.00	0.00	0.00	0.00	0.00	846.41
(iii) OTHERS								
LOSS ON DISPOSAL OF GRANT INVESTMENTS	0.00	0.00	0.00	0.00	0.00	0.00	0.00	0.00
DIMINUTION IN VALUE OF GRANT INVESTMENT	0.00	0.00	0.00	0.00	0.00	0.00	0.00	0.00
GRANT REFUNDED	0.00	0.00	0.00	0.00	0.00	0.00	0.00	0.00
SUB TOTAL	0.00	0.00	0.00	0.00	0.00	0.00	0.00	0.00
TOTAL (C) (i+ii+iii)	0.00	846.41	0.00	0.00	0.00	0.00	0.00	846.41
NET BALANCE AT THE YEAR END (A+B)-('C)	0.00	903.82	0.00	0.00	0.00	0.00	0.00	903.82
TRF TO P&L	0.00	0.00	0.00	0.00	0.00	0.00	0.00	0.00
TOTAL GRANT AND CONTRIBUTIONS FOR SPECIFIC PURPOSES	0.00	903.82	0.00	0.00	0.00	0.00	0.00	903.82



PARTICULARS	GRANTS FROM CENTRAL GOVT.	GRANTS FROM STATE GOVT	GRANTS FROM OTHER GOVERNMENT AGENCIES	GRANTS FROM FINANCIAL INSTITUTIONS	GRANTS FROM WELFARE BODIES	GRANTS FROM INTERNATIONAL ORGANISATIONS	OTHERS	TOTAL
FUND CODE NO. 130 (ERC/GSDMA GRANT)								
(A) OPENING BALANCE	0.00	-121.87	0.00	0.00	0.00	0.00	0.00	-121.87
(B) ADDITIONS TO THE GRANT								
(i) GRANT RECEIVED DURING THE YEAR	0.00	194.56	0.00	0.00	0.00	0.00	0.00	194.56
(ii) INTEREST/DIVIDEND EARNED ON GRANT INVESTMENTS	0.00	0.00	0.00	0.00	0.00	0.00	0.00	0.00
(iii) PROFIT ON DISPOSAL OF GRANT INVESTMENTS	0.00	0.00	0.00	0.00	0.00	0.00	0.00	0.00
(iv) APPRECIATION IN VALUE OF GRANT INVESTMENTS	0.00	0.00	0.00	0.00	0.00	0.00	0.00	0.00
(v) OTHER ADDITION	0.00	0.00	0.00	0.00	0.00	0.00	0.00	0.00
TOTAL (B)	0.00	194.56	0.00	0.00	0.00	0.00	0.00	194.56
TOTAL (A+B)	0.00	72.69	0.00	0.00	0.00	0.00	0.00	72.69
(C) PAYMENTS OUT OF FUNDS								
(i) CAPITAL EXPENDITURE ON								
FIXED ASSETS	0.00	0.00	0.00	0.00	0.00	0.00	0.00	0.00
OTHERS	0.00	0.00	0.00	0.00	0.00	0.00	0.00	0.00
SUB TOTAL	0.00	0.00	0.00	0.00	0.00	0.00	0.00	0.00
(ii) REVENUE EXPENDITURE ON								
SALARY, WAGES, ALLOWNACES, ETC.	0.00	108.04	0.00	0.00	0.00	0.00	0.00	108.04
RENT	0.00	0.00	0.00	0.00	0.00	0.00	0.00	0.00
OTHER ADMINISTRATION EXPS	0.00	17.39	0.00	0.00	0.00	0.00	0.00	17.39
SUB TOTAL	0.00	125.43	0.00	0.00	0.00	0.00	0.00	125.43
(iii) OTHERS								
LOSS ON DISPOSAL OF GRANT INVESTMENTS	0.00	0.00	0.00	0.00	0.00	0.00	0.00	0.00
DIMINUTION IN VALUE OF GRANT INVESTMENT	0.00	0.00	0.00	0.00	0.00	0.00	0.00	0.00
GRANT REFUNDED	0.00	0.00	0.00	0.00	0.00	0.00	0.00	0.00
SUB TOTAL	0.00	0.00	0.00	0.00	0.00	0.00	0.00	0.00
TOTAL (C) (i+ii+iii)	0.00	125.43	0.00	0.00	0.00	0.00	0.00	125.43
NET BALANCE AT THE YEAR END (A+B)-(C)	0.00	-52.74	0.00	0.00	0.00	0.00	0.00	-52.74
TRF TO P&L	0.00	0.00	0.00	0.00	0.00	0.00	0.00	0.00
TOTAL GRANT AND CONTRIBUTIONS FOR SPECIFIC PURPOSES	0.00	-52.74	0.00	0.00	0.00	0.00	0.00	-52.74



PARTICULARS	GRANTS FROM CENTRAL GOVT.	GRANTS FROM STATE GOVT	GRANTS FROM OTHER GOVERNMENT AGENCIES	GRANTS FROM FINANCIAL INSTITUTIONS	GRANTS FROM WELFARE BODIES	GRANTS FROM INTERNATIONAL ORGANISATIONS	OTHERS	TOTAL
FUND CODE NO. 170 (URBAN FOREST GRANT)								
(A) OPENING BALANCE	0.00	0.00	0.00	0.00	0.00	0.00	0.00	0.00
(B) ADDITIONS TO THE GRANT								
(i) GRANT RECEIVED DURING THE YEAR	650.00	0.00	0.00	0.00	0.00	0.00	0.00	650.00
(ii) INTEREST/DIVIDEND EARNED ON GRANT INVESTMENTS	0.00	0.00	0.00	0.00	0.00	0.00	0.00	0.00
(iii) PROFIT ON DISPOSAL OF GRANT INVESTMENTS	0.00	0.00	0.00	0.00	0.00	0.00	0.00	0.00
(iv) APPRECIATION IN VALUE OF GRANT INVESTMENTS	0.00	0.00	0.00	0.00	0.00	0.00	0.00	0.00
(v) OTHER ADDITION	0.00	0.00	0.00	0.00	0.00	0.00	0.00	0.00
TOTAL (B)	650.00	0.00	0.00	0.00	0.00	0.00	0.00	650.00
TOTAL (A+B)	650.00	0.00	0.00	0.00	0.00	0.00	0.00	650.00
(C) PAYMENTS OUT OF FUNDS								
(i) CAPITAL EXPENDITURE ON								
FIXED ASSETS	0.00	0.00	0.00	0.00	0.00	0.00	0.00	0.00
OTHERS	0.00	0.00	0.00	0.00	0.00	0.00	0.00	0.00
SUB TOTAL	0.00	0.00	0.00	0.00	0.00	0.00	0.00	0.00
(ii) REVENUE EXPENDITURE ON								
SALARY, WAGES, ALLOWNACES, ETC.	0.00	0.00	0.00	0.00	0.00	0.00	0.00	0.00
RENT	0.00	0.00	0.00	0.00	0.00	0.00	0.00	0.00
OTHER ADMINISTRATION EXPS	0.00	0.00	0.00	0.00	0.00	0.00	0.00	0.00
SUB TOTAL	0.00	0.00	0.00	0.00	0.00	0.00	0.00	0.00
(iii) OTHERS								
LOSS ON DISPOSAL OF GRANT INVESTMENTS	0.00	0.00	0.00	0.00	0.00	0.00	0.00	0.00
DIMINUTION IN VALUE OF GRANT INVESTMENT	0.00	0.00	0.00	0.00	0.00	0.00	0.00	0.00
GRANT REFUNDED	0.00	0.00	0.00	0.00	0.00	0.00	0.00	0.00
SUB TOTAL	0.00	0.00	0.00	0.00	0.00	0.00	0.00	0.00
TOTAL (C) (i+ii+iii)	0.00	0.00	0.00	0.00	0.00	0.00	0.00	0.00
NET BALANCE AT THE YEAR END (A+B)-(C)	650.00	0.00	0.00	0.00	0.00	0.00	0.00	650.00
TRF TO P&L	0.00	0.00	0.00	0.00	0.00	0.00	0.00	0.00
TOTAL GRANT AND CONTRIBUTIONS FOR SPECIFIC PURPOSES	650.00	0.00	0.00	0.00	0.00	0.00	0.00	650.00

TOTAL GRANT AND CONTRIBUTIONS FOR SPECIFIC PURPOSES

14942.42



Rajkot Municipal Corporation
SCHEDULE - B4 : SECURED LOANS (CODE NO. 330)

		Rs. in lakhs
CODE NO.	PARTICULAR	AMT
330-20	LOANS FROM STATE GOVT:	
	GUJARAT STATE DISASTER MANAGEMENT AUTHORITY LOAN	
	Opengin Balance	317.66
	(-)Total Repayment	-41.38
	Closing Balance	276.28
	GRAND TOTAL	276.28



Rajkot Municipal Corporation
SCHEDULE - B5 - DEPOSITS RECEIVED (CODE NO. 340)

		Rs. in lakhs
CODE NO.	PARTICULAR	AMT
340-10	FROM CONTRACTORS	
	SECURITY DEPOSIT	493.81
	EARNEST MONEY DEPOSIT	505.89
	RETENTION DEPOSIT	2292.49
340-80	FROM OTHERS	
	AOP DEPOSIT	48.34
	CHANGE OF USE DEPOSIT	101.55
	CONSTRUCTION DEPOSIT	0.82
	COVERED PARKING DEPOSIT	2345.08
	HEIGHT CONTROL DEPOST	364.28
	LIABRARY DEPOSIT	10.52
	LINK CONNECTION DEPOSIT	14.43
	NULM DEPOSIT	1.19
	PERMENANT DEPOSIT	193.23
	PROPERTY TRANSFER DEPOSIT	29.24
	UNIT CONTROL DEPOSIT	1.37
	SUJALAM SUFLAM DEPOSIT	30.83
	RESTORATION DEPOSIT	153.16
	TOURISM GRANT DEPOST	10
	AVAS DEPOSIT	910.19
	GENERAL DEPOSITS(INCL. HALL DEPOSITS AND TREE PLANTATIONS DEPOSITS AND OTHER MISC DEPOSITS)	26515.06
	OTHER MISC GRANT/DEPOSIT	75.36
	GRAND TOTAL	34096.84



Rajkot Municipal Corporation
SCHEDULE - B6 : OTHER LIABILITIES (CODE NO. 350)

		Rs. in lakhs
CODE NO.	PARTICULARS	AMT
350-10	CREDITORS	
	GHTCI LIGHT HOUSE - PAYABLE	964.26
350-30	GOVERNMENT DUES PAYABLE	
	LABOUR CESS	117.73
	GST AND GST TDS	233.45
	PF LIABILITY	14059.83
	CPF LIABILITY	2292.32
	EDUCATION CESS	210.78
	TDS /TCS LIABILITY	236.71
350-80	OTHERS	
	COLLECTION ON BEHALF OF RRL	41.73
	OTHER LIABILITY	56.58
	Grand Total	18213.38



Rajkot Municipal Corporation
SCHEDULE - B7 : FIXED ASSETS (CODE NO. 410 & 411)

Amt in Lakhs

CODE NO.	PARTICULAR	RATE	Amt in Lakhs			
			OP	ADDITION	DEPRECIATION	CLO
410-10	Land					
	GARDEN 1	0.00%	317.16	46.63	0.00	363.79
	LAND PURCHASE	0.00%	2171.48	17.78	0.00	2189.26
	GARDEN 2	0.00%	1330.65	276.76	0.00	1607.41
	GARDEN 3	0.00%	151.65	0.00	0.00	151.65
	THEME BASE GARDEN	0.00%	29.96	36.08	0.00	66.04
	AMRUT YOUJANA -GARDEN	0.00%	18.71	8.19	0.00	26.90
	AMRUT YOJNA-AJI FOREST PARK	0.00%	0.00	66.72	0.00	66.72
	AMRUT YOJNA-NYARI AMUSEMENT PARK	0.00%	0.00	37.8	0.00	37.80
410-10	Immovable Properties at Nominal Value	0.00%	0.32	0	0.00	0.32
410-20	Buildings					
	BUILDING SITE DEV.	10.00%	3.26		0.33	2.94
	GREEN BUILDING FOR SCHOOL	10.00%	15.23	0	1.52	13.71
	LIBRARY WEST ZONE	10.00%	252.05	0	25.20	226.84
	MODAL HAWKERS ZONE	10.00%	9.34	91.01	10.03	90.31
	SOLID WASTE WARD OFFICE	10.00%	85.56	75.9	16.15	145.32
	NEW COMMUNITY HALL	10.00%	0.42	0	0.04	0.37
	NEW MARKET	10.00%	5.62	0	0.56	5.05
	ASSETS CREATED UNDER ODF	10.00%	5.67	0	0.57	5.10
	SPORTS COMPLEXES IN ALL ZONES	10.00%	0.00	15.28	1.53	13.75
410-30	Roads And Bridges					
	CEMENT ROAD & PAVING BLOCKS	10.00%	339.32	77.49	41.68	375.132
	BANDHKAM BRANCH	10.00%	97.39	0	9.74	87.66
	DIVIDOR BEAUTIFICATION FOR MAIN ROAD - TRANSPORT BRANCH	10.00%	0.00	16.57	1.66	14.91
	FOOTPATH	10.00%	326.04	8.45	33.45	301.04
	LAND COMPEN. UNDER RULE-216	10.00%	365.34	3.28	36.86	331.76
	NEW ROAD	10.00%	2914.96	306.26	322.12	2899.10
	T.P. DEV SCHEME EXPS. 1	10.00%	91.20	27.00	11.82	106.38
	T.P. DEV SCHEME EXPS. 2	10.00%	1980.91	0	198.09	1782.82
	NEW BRIDGE	10.00%	6.21	0	0.62	5.59
	AMRUT TRANSPORTATION EXPS	10.00%	18.85	0	1.88	16.96
410-31	Sewerage And Drainage					
	DRAINAGE SUAGE SYSTEM FAZE-2, PART-2 JnNURM - Mission-1 (4104341031104)	10.00%	12990.09	0	1299.01	11691.08
	GUTTER	10.00%	70.68	13.14	8.38	75.43
	PUBLIC BUILDING	10.00%	18.99	11.45	3.04	27.40
	STROME WATER DRAINAGE /GUTTER	10.00%	257.46	79.75	33.72	303.49
	DRAINAGE CLEANING MACHINERY	10.00%	0.58	0	0.06	0.53
	DRAINAGE EXPS.	10.00%	208.331	180.81	38.91	350.23
	AMRUT YOJNA - DRAINAGE	10.00%	824.4621	1562.1	238.66	2147.91
	AMRUT YOJNA - STROM WATER	10.00%	0.00	67.77	6.78	60.99
410-32	Waterways					
	WATER WORKS CIVIL WORK	10.00%	1271.64	141.59	141.32	1271.91
	W.W. NEW WORK	10.00%	1727.44	438.52	216.60	1949.37
	CENTRAL FILING SYSTEM	10.00%	27.30	0	2.73	24.57



	NEW BRIDGE	10.00%	6.21	0	0.62	5.59
	24*7 WATER DISTRI. WESTZONE	10.00%	0.00	27.87	2.79	25.08
	WATER WORKS AMRUT YOJNA	10.00%	825.94	2421.02	324.70	2922.26
410-33	Public Lighting					
	CENTRAL POLL LIGHTING	15.00%	140.18	17.84	23.70	134.31
	ENERGY CONSERVATION	15.00%	54.48	46.76	15.19	86.05
	ESCROW DEPOSIT ACCOUNT	15.00%	474.10	455.58	139.45	790.23
	HIGH MAST LIGHT	15.00%	50.96	0	7.64	43.32
	NEW LIGHTS	15.00%	219.06	22.69	36.26	205.49
	NEW STREET LIGHT FOR VAVDI KOTHARIYA	15.00%	25.42	20.81	6.93	39.30
	TRAFFIC SIGNAL, BLINKERS & C.C.TV.	15.00%	52.52	9.02	9.23	52.31
	WATER COOLER	15.00%	49.55	18.66	10.23	57.97
	SOLAR ENERGY	15.00%	5.24	0	0.79	4.46
410-40	Plant And Machinery					
	ANTI MOSQUITO MACHINE	15.00%	11.13	18.36	4.42	25.07
	MODERN TOOLS	15.00%	143.73	18.65	24.36	138.03
	WORKSHOP MACHINERY	15.00%	1.57	2.16	0.56	3.17
	WORKSHOP MORDENIZATION AND VEHICLE MONITORING	15.00%	0.60	0	0.09	0.51
	SEMI AUTO ANALYSER	15.00%	6.33	2.49	1.32	7.50
410-50	Vehicles					
	CNG CAR / E.SHOOTERS	15.00%	2.89	0	0.43	2.46
	FIRE VEHICLE & TOOLS	15.00%	438.20	147.38	87.84	497.74
	Vehicle Purchase General	15.00%	184.58	96.3	42.13	238.75
	ZOO DEV. Ele Vehichle Purchase	15.00%	905.46	164.44	160.49	909.42
410-60	Office And Other Equipments					
	COMPUTER & TOOLS PUR.	40.00%	86.50	33.46	47.98	71.97
	WI FI CITY	40.00%	3.85	0	1.54	2.31
410-70	Furniture, Fixture, Fittings & Electrical Appliance					
	FURNITURE PUR.	10.00%	60.72	24.83	8.56	77.00
410-80	Other Fixed Assets					
	CORPORATORSHRI WARD WORK	10.00%	2279.07	677.45	295.65	2660.87
	DY. MAYORSHRI WARD WORK	10.00%	8.08	2.32	1.04	9.36
	MAYORSHRI WARD WORK	10.00%	12.06	2.63	1.47	13.22
	OPPOSITION LEADER WARD WORK	10.00%	8.89	1.66	1.06	9.50
	PAY & USE TOILET	10.00%	167.74	20.56	18.83	169.47
	ST. CHAIRMANSHRI WARD WORK	10.00%	10.04	1.69	1.17	10.56
	SWIMMING POOL 1	10.00%	155.48	7.37	16.29	146.57
	ASSETS UNDER TRAFFIC MANAGEMENT	10.00%	56.98	0	5.70	51.29
	UNDER SECTION 63(2) WORKS	10.00%	1,852.89	351.78	220.47	1,984.21
	SWIMMING POOL 2	10.00%	10.921	0	1.092	9.829
	HOCKY FOOTBALL STADIUM ATHLETIC TRACK	10.00%	9.03	0	0.90	8.13
	GYM TOOLS	10.00%	6.93	0	0.69	6.23
	RACE COURSE DEV. SCHEME	10.00%	32.82	0	3.28	29.54
	ASSETS UNDER NIRMAL GUJARAT	10.00%	1089.33	0	108.93	980.39
	NEW WARDS DEVELOPMENT WORK	10.00%	217.33	0.00	21.73	195.60
	ASSETS CREATED UNDER WARD CLEANLINESS SCHEME	10.00%	211.12	53.65	26.48	238.30
	BERETES , SEPEVE CONTRIBUTION	10.00%	295.65	0	29.56	266.08
	RAJIV AVAS SOCIO ECONOMIC SURVEY	10.00%	22.31	0	2.23	20.08
	SCLUPTURE WORKSHOP	10.00%	30.50	0	3.05	27.45
	MOBILE TOILET	10.00%	135.57	0	13.56	122.01
	NEW SWIMMING POOL	10.00%	0.00	8.81	0.88	7.93
	FUN STREET	10.00%	0.00	0.11	0.01	0.10



	BICYCLE PROMOTION	10.00%	0.00	14.36	1.44	12.92
	SIGN BOARDS ON ENTRY ROADS	10.00%	0.00	0.93	0.09	0.84
	ASSET/EQUIPMENTS OCCUPIED UNDER SBM	10.00%	842.39	518.66	136.10	1224.94
410-80	Books					
	Books at library branch	40.00%	0.00	37.77	15.11	22.66
	Grand Total		39138.69	8854.40	4587.15	43405.94



Rajkot Municipal Corporation
SCHEDULE - B8 : INVESTMENTS-GENERAL FUND (CODE NO. 420)

Rs. in lakhs

CODE NO.	PARTICULAR	WITH WHOM INVESTED	FACE VALUE	CARRYING COST
420-80	OTHER INVESTMENTS			
	DENA BANK AUTO FD	DENA BANK	55.25	55.25
	TAX BRANCH AXIS FD-7.5% NO. 12435356	AXIS BANK	2.85	2.85
	ICICI-PGVCL-0153BGFD001017	ICICI BANK	40.69	40.69
	NHAI ICICI-6.90% NO. 4519	ICICI BANK	1.50	1.50
	NHAI ICICI -6.90% NO. 4619	ICICI BANK	1.00	1.00
	NHAI ICICI-NO. 9320	ICICI BANK	2.75	2.75
	IOB FIRE NO. BG-1743/20/2012	IOB BANK	7.50	7.50
	GSFS PPP-7.00% NO. 64741	GSFS	115.00	115.00
	GSFS PPP-7.25% FD NO. 62837	GSFS	2458.72	2458.72
	GSFS PPP- 7.25% NO. 58298	GSFS	6178.90	6178.90
	GSFS PPP FD-6.725% 58873	GSFS	3064.36	3064.36
	GSFS PPP FD-7.00% NO. 63385	GSFS	1146.06	1146.06
	GSFS PPP FD-7.00% NO. 63781	GSFS	3275.06	3275.06
	GSFS PPP FD-7.00% NO. 65652	GSFS	115.00	115.00
	GSFS PPP FD-7.25% NO. 58642	GSFS	700.00	700.00
	GSFS PPP FD-7.25% NO. 59242	GSFS	2154.30	2154.30
	GSFS PPP FD-7.25% NO. 61163	GSFS	800.00	800.00
	GSFS PPP FD-7.25% NO. 61880	GSFS	850.00	850.00
	GSFS PPP FD-7.25% NO. 62713	GSFS	413.00	413.00
	IDBI-6.01% 2296408	IDBI	2500.00	2500.00
	IDBI BANK FD-6.06% NO. 2514348	IDBI	6000.00	6000.00
	INDIAN BANK FD-5.75% 749589	INDIAN BANK	2500.00	2500.00
	IOB FD-6.25% NO. 216648	IOB BANK	3000.00	3000.00
	IOB FD-6.60% NO. 216617	IOB BANK	5000.00	5000.00
	PUNJAB AND SIND FD-6.91% NO. 233356	PUNJAB AND SIND BANK	1524.00	1524.00
	UBI FD -6.10% NO. 584393	UBI	4000.00	4000.00
	UBI FD - 6.51% NO. 584924	UBI	1524.00	1524.00
	TOTAL		47429.95	47429.95



Rajkot Municipal Corporation
SCHEDULE - B9 : INVESTMENTS-OTHER FUND (CODE NO. 421)

Rs. in lakhs

CODE NO.	PARTICULAR	WITH WHOM INVESTED	FACE VALUE	CARRYING COST
421-80	OTHER INVESTMENTS			
	PF Credit For GOG	PF TREASURY OFFICE RAJKOT	17397.26	17397.26
	TOTAL		17397.26	17397.26



Rajkot Municipal Corporation
SCHEDULE - B10 : SUNDRY DEBTORS (CODE NO. 431)

		Rs. In Lakhs
CODE NO.	Particular	Amt Rs.
431-10	RECEIVABLES FOR PROPERTY TAXES	
	LESS THAN 5 YEARS	35,711.10
	MORE THAN 5 YEARS	13,863.13
	TOTAL	49,574.23



Rajkot Municipal Corporation
SCHEDULE - B11 : PROVISION ON SUNDRY DEBTORS (CODE NO.432)

CODE NO.	PARTICULAR	Rs. In Lakhs	
		AMT OF DEBTORS	PROVISIONS
432	PROVISION ON OUTSTANDING DEBTORS		
	UPTO 2 YEARS @ 0%	24159.00	0.00
	FOR 2 TO 3 YRS @ 25%	4741.88	1185.47
	FOR 3 TO 4 YRS @50%	3818.42	1909.21
	FOR 4 TO 5 YRS @ 75%	2991.81	2243.86
	FOR EXCEEDING 5 YRS @ 100%	13863.13	13863.13
	TOTAL	49574.23	19201.66
	LESS: PROVISION OS 31.03.2019	-	14925.62
	PROVISION TO BE CHARGED/(WRITTEN BACK) TO P&L		4276.04



Rajkot Municipal Corporation
SCHEDULE - B12 : CASH & BANK BALANCES (CODE NO. 450)

		Rs. in lakhs
CODE NO.	PARTICULAR	AMT
450-10	CASH	-
	BALANCE WITH BANKS-MUNICIPAL FUND	
450-21	NATIONALISED BANKS	2299.76
	CBI BANK	0.17
	DENA BANK	5.07
	IOB BANK	2.20
	SBI (CPF)	2292.32
450-22	OTHER SCHEDULED BANKS	10731.51
	AXIS BANK	784.02
	HDFC BANK	14.89
	ICICI BANK	3677.44
	KOTAK BANK	6255.14
	YES BANK	0.02
450-23	SCHEDULED CO-OPERATIVE BANK	0.00
450-24	POST OFFICE	0.00
	SUB-TOTAL	13031.27
	BALANCE WITH BANKS - SPECIAL FUNDS	
450-41	NATIONALISED BANKS	0.00
450-42	OTHER SCHEDULED BANKS	0.00
450-43	SCHEDULED CO-OPERATIVE BANK	0.00
450-44	POST OFFICE	0.00
	SUB-TOTAL	0.00
	BALANCE WITH BANKS-GRANT FUND	
450-61	NATIONALISED BANKS	989.87
	UBI BANK	989.87
450-62	OTHER SCHEDULED BANKS	3009.88
	AXIS BANK	904.37
	HDFC BANK	272.47
	ICICI BANK	1833.04
450-63	SCHEDULED CO-OPERATIVE BANK	0.00
450-64	POST OFFICE	0.00
	SUB-TOTAL	3999.75
	TOTAL	17031.02



Rajkot Municipal Corporation
SCHEDULE - B13 : LOANS AND ADVANCES (CODE NO. 460)

Rs. in lakhs

CODE NO.	PARTICULARS	OPENING BALANCE AT THE BEGINNING OF THE YEAR	PAID DURING YEAR	RECOVERED DURING YEAR	BALANCE OUTSTANDING AT THE END OF THE YEAR
460-10	LOANS AND ADVANCES TO EMPLOYEES				
	FESTIVAL LOAN BALANCE	65.14	62.05	62.28	64.91
	FOOD LOAN BALANCE	163.49	141.35	140.28	164.56
	HOUSING LOAN BALANCE	3,975.42	159.28	655.97	3,478.73
	VEHICLE LOAN BALANCE	40.54	7.75	14.16	34.13
460-20	EMPLOYEE PROVIDENT FUND LOANS				
	PF LOAN BALANCE	1,753.61	1,277.45	1,317.07	1,713.99
460-40	ADVANCE TO SUPPLIERS AND CONTRACTORS				
	STORE ADVANCE	176.63	183.59	246.85	113.37
	TOTAL	6,174.83	1,831.47	2,436.62	5,569.69



Rajkot Municipal Corporation
SCHEDULE - B14 : OTHER ASSETS (CODE NO. 470)

Rs. in lakhs

CODE NO.	PARTICULAR	AMT
470-20	OTHER ASSETS	
	GRANT DUE BUT NOT RECEIVED	
	E IDENTITY GRANT	11.50
	MLA AREA DEVT SCHEME	112.54
	AMRUT YOJNA GRANT	4200.00
	OCTROI GRANT	1117.85
	SWARNIM GRANT	1224.26
	CHEQUE RETURNED REPRESENTED IN NEXT YEAR	19.41
	AMOUNT RECEIVABLE FROM RAJKOT SPORTS PROMOTION FOUNDATION	39.97
	TOTAL	6725.53



Rajkot Municipal Corporation
SCHEDULE - B15: CONTINGENT LIABILITY

Rs. in lakhs

PARTICULAR	AMT RS
86-87 Deficiency Loan	
Opening Balance	1715.34
(-)Total Repayment	0.00
Closing Balance	1715.34
STATE GOVT. (WORLD BANK) LOAN	
Opening Balance	543.00
(-)Total Repayment	0.00
Closing Balance	543.00
GRAND TOTAL	2258.34



SCHEDULES FORMING PART OF INCOME AND EXPENDITURE ACCOUNT STATEMENT

Rajkot Municipal Corporation

SCHEDULE - I1 : TAX REVENUES (CODE NO.110)

Amount in Lakhs

CODE NO.	PARTICULAR	AMT RS.
110-01	PROPERTY TAX	
110-01	HOUSE TAX	19709.54
110-01	CONSERVANCY TAX	0.01
110-01	GOVT. BUILDINGS SERVICE CHARGE	83.56
110-01	NOTICE FEE	37.06
110-01	INT. ON LATE PAYMENT (TAX)	872.86
110-01	PROPERTY TAX DEBTORS INCREASED DUE TO CARPET AREA LINKING DONE	4852.53
110-10	PROF. TAX	2971.24
110-07	VEHICLE TAX	1387.58
110-80	OTHER TAXES	
	THEATER TAX	21.67
	TOTAL	29936.05



Rajkot Municipal Corporation


SCHEDULE - 12 : RENTAL INCOME FROM MUNICIPAL PROPERTIES (CODE NO. 130)

		Amount in Lakhs
CODE NO.	PARTICULAR	AMT RS.
130-40	RENT FROM LEASE OF LANDS	
	MADHAV RAO SINDHIYA GROUND	4.03
	ATHLETIC GROUND RENT	26.02
	LAND RENT	103.35
	SEASONAL STALL	43.26
	DISNEY LAND RENT (ESTATE)	16.5
	WEEKLY MARKET	1.07
	4G LICENCE FEE	48.85
	LEASE RENT	6.00
	HAWKERS ZONE	146.91
	FOOD COURT INCOME	5.98
	FOOD PLAZA	5.98
130-80	OTHER RENTS	
	BUILDING RENT (MARKET)	65.45
	COMMUNITY HALL RENT	122.93
	AUDITORIUM RENT	47.19
	BUILDING RENT (ESTATE)	123.73
	HOARDING BOARD RENT	546.72
	DECO. (MANDAP, GATE) RENT	66.54
	ADMINIS. CHARGE (ESTATE)	189.09
	TOTAL	1569.60



Rajkot Municipal Corporation
SCHEDULE - 13 : FEES AND USER CHARGES (CODE NO.-140)

		Amount in Lakhs
CODE NO.	PARTICULAR	AMT RS.
110-02	WATER TAX	
	WATER CHARGE	3345.63
140-10	EMPANELMENT AND REGISTRATION CHARGES	
	SHOP REGISTRATION FEE	0.79
	MERRIAGE REGIS.	2.98
	NURSING HOME REG. FEE	0.97
	ANIMAL HOSTEL FEE/ REGISTRATION	7.17
140-11	LICENCE FEES	
	LICENCE FEE (FOOD)	41.42
	LICENSE FEE (FACTORY)	0.29
	LICENCE FEE	8.49
140-13	FEES FOR CERTIFICATE OR EXTRACT	
	BIRTH-DEATH CERTY	10.6
140-14	DEVELOPMENT CHARGES	
	DEVELOPMENT CHARGES	16.62
140-20	PENALTIES AND FINES	
	STRAY CATTLE FINE	9.41
140-40	OTHER FEES	
	RTI FEE	5.21
	STAFF RECRUITMENT FEES	4.75
	IMPACT FEE	5.3
	PERMISSION FEE	3.71
	SCRUTINY FEES	339.46
	COPY FEES	37.00
	EDU. FEE	0.43
	TRUE COPY FEE	0.17
	AMBULANCE FEE	5.61
140-60	ENTRY FEES	
	TENNIS COURT FEE	34.71



	GYM MEMBER FEE	3.71
	BASKET BALL GROUND FEE	2.28
	FOOTBALL GROUND FEE	0.17
	LIBRARY FEE (PJN)	23.38
	ENTRY FEE	20.37
	ZOO ENTRY FEE	165.61
140-70	SERVICE/ADMINISTRATIVE CHARGES	
	ADMINISTRATION CHARGE (CLEANING)	31.3
	ADMIN. CHARGE OF TREE	1.88
	FIRE ADMIN. CHARGE	5.94
140-80	OTHER CHARGES	
	DOOR TO DOOR GARBAGE	2394.37
	CHARGE FOR MOSQUITO PRODUCTION	3.33
	MOBILE TOILET RENT	7.06
	SALAGE	7.16
	HOCKEY GROUND RENT	0.55
	CATTLE FOOD	16.93
	F.S.I.	12681.59
	MISC. INCOME (T.P.)	534.07
	OPEN PLOT TAX	550.35
	UNDERGROUND CABLE RENT	164.61
	PAY & PARK	12.87
	CYCLE SHARING RENT	0.02
	CIRCULE & DEVIDER PREMIUM	5.82
	RENT & OTHER	3.85
	FLOWER SHOW STALL RENT	2.36
	FLOWER SHOW	31.01
	RACE COURSE	120.7
	SUPERVISION CHARGE FOR OTHERS	78.99
	WATER CONN. PENALTY	7.19
	WATER CHARGE (WATER TANKER)	0.01
	TOTAL	20758.20



Rajkot Municipal Corporation
SCHEDULE - 14 :- SALE AND HIRE CHARGES (CODE NO 150)

		Amount in Lakhs
CODE NO	PARTICULAR	AMT RS.
150-11	SALE OF FORMS AND PUBLICATIONS	
	PUBLICATION FEE	122.32
150-12	SALE OF STORES AND SCRAP	
	OLD GOODS SELL.	23.96
150-30	SALE OF OTHERS	
	GARDEN INCOME	16.47
	TOTAL	162.75



Rajkot Municipal Corporation
SCHEDULE 15 : REVENUE GRANTS, CONTRIBUTION AND SUBSIDIES (CODE NO.160)

		Amount in Lakhs
CODE NO.	PARTICULAR	AMT RS.
160-10	REVENUE GRANT/GRANT BALANCE TRF TO P&L	
	OCTROI GRANT	13414.17
	SECONDARY EDU.	1.11
	AFFORDABLE HOUSING CREDIT BALANCE	1457.41
	BSUP CREDIT BALANCE	141.70
	RAJIV AAVAS CREDIT BALANCE	18.70
	UID GRANT BALANCE	4.20
	TOTAL	15037.29



Rajkot Municipal Corporation
SCHEDULE- 16 : INCOME FROM INVESTMENTS - GENERAL FUND (CODE NO.170)

Amount in Lakhs

CODE NO.	NAME	AMT RS.
170-10	INTEREST ON INVESTMENTS	1481.84
170-20	DIVIDEND	0.00
170-30	INCOME FROM PROJECTS TAKEN UP ON COMMERCIAL BASIS	0.00
170-40	PROFIT IN SALE OF INVESTMENTS	0.00
170-80	OTHERS	0.00
	TOTAL	1481.84



Rajkot Municipal Corporation
SCHEDULE 17 : INTEREST EARNED (CODE NO. 171)

Amount in Lakhs

CODE NO.	PARTICULAR	AMT RS.
171-10	INTEREST FROM BANK ACCOUNT	
	SAVING BANK INTEREST	810.36
171-20	INTEREST ON LOANS AND ADVANCES GIVEN TO EMPLOYEES	
	INTEREST ON LOANS AND ADVANCES	85.29
	TOTAL	895.65



Rajkot Municipal Corporation
SCHEDULE -18 : OTHER INCOME (CODE NO 180)

		Amount in Lakhs
CODE NO.	PARTICULAR	AMT RS.
180-40	RECOVERY FROM EMPLOYEES	
	PENSION RECOVERY	11.47
180-80	MISCELLANEOUS INCOME	
	AVAS SCHEME	121.93
	OTHER MISC. INCOME	477.73
	AMINITY CHARGE	934.04
	AVAS SCHEME	26.77
	BETTERMENT LEVY	551.41
	DRAINAGE CONN. CHARGE	106.80
	NEW WATER CONNECTION CHARGE	212.43
	LAND SELL	999.03
	PPP AWAS PROJECT CONSULTING FEE	29.12
	SHOPPING CENTER	1157.86
	TRANSFER FEE	4.71
	TOTAL	4633.30



Rajkot Municipal Corporation
SCHEDULE 19 :- ESTABLISHMENT EXPENSES (CODE NO.210)

Amount in Lakhs

CODE NO.	PARTICULAR	AMT RS.
210-10	SALARIES,WAGES AND BONUS	
	COMMI.DEPT. SALARY EXP.	136.14
	SALARY-ESTA ADMIN DEPT	458.85
	STIPEND - ESTA & ADM DEPT	79.91
	STAFF RECRUITMENT EXPENSE - ESTA & ADM DEPT	81.15
	AUDIT SALARY	118.50
	SECRETARY SALARY	48.60
	SALARY-ELECTION BRANCH	47.93
	SALARY-IT BRANCH	92.05
	SALARY - WORK SHOP DEPT	114.39
	SALARY - ACCOUNT DEPT	187.31
	SALARY - SHOP AND ESTA DEPT	8.25
	SALARY - CENTRAL STORE DEPT	26.49
	SALARY - TAX COLLCECTION DEPT	690.73
	SALARY - LEGAL DEPT	71.28
	MUNI. COURT SALARY - LEGAL DEPT	37.55
	SALARY - SECURITY DEPT	517.76
	SALARY - VIGILANCE DEPT	9.48
	SALARY - FIRE DEPT	836.75
	SALARY - ROSHANI DEPT	488.08
	SALARY- HEALTH DEPT	527.84
	SALARY - URBAN MALERIYA (NON -GRANTBLE)	132.96
	SALARY - URBAN MALERIYA (GRANTBLE)	1.15
	GEN. CONSER. SALARY (SWEEPER) - CLEANING LABOUR DEPT	7650.53
	SP. CONSER.SALARY	1671.79
	SALARY (ANTI MELERIYA) (VONKLA GANG)	100.84
	SALARY - ANCD	329.24
	SALARY - PROJECT DEPT	83.41
	SALARY - CULTURE GROWTH DEPT	113.16
	SALARY - SWIMMING POOL	211.48
	SALARY - LIABRARY DEPT	88.35
	MARKET SALARY - MARKET BRANCH	250.45
	ESTATE SALARY	158.56
	SALARY - T P AND DEVELOPMENT DEPT	530.52
	GOVT. T.P. SALARY	83.65
	STAFF EXP. - JN NURM MISSION 1	86.50
	SALARY - AVAS YOJNA DEPT	257.42
	RAJIV AVAS SCHEME	35.69
	SALARY - GARDEN BRANCH	259.12
	SALARY- ZOO BRANCH	128.84
	STAFF INSU. - ZOO BRANCH	0.70
	SALARY - WATER WORK DEPT	1194.49
	SALARY - FILTER PLANT	367.46
	SALARY - BANDHAKAM BRANCH	939.13
	DRAINAGE SCHEME SALARY EXP.	590.71
	SALARY - TRANSPORT DEPT	211.38



	SALARY - EKNATH RANDE HIGHSCHOOL	11.59
	SALARY - MAHARANI LAXMI BAI KANYA VIDHYALAY	0.42
	SALARY - MURLIDHAR SCHOOL	1.00
	SALARY - SAROJNI NAYDU KANYA VIDHYALAY	9.79
210-20	BENEFITS AND ALLOWANCES	
	STAFF ACCIDENT EXP. - ESTA & ADM DEPT	88.71
	STAFF INSU. - WORK SHOP DEPT	0.43
	STAFF UNIFORM - CENTRAL STORE DEPT	0.05
	STAFF INSU. - FIRE DEPT	3.70
	STAFF INSU. - ROSHANI DEPT	1.40
210-30	PENSION	
	STAFF PENSION- STAFF OTHER EXPENSE	5266.39
	STAFF PENSION COMUTATION - STAFF OTHER EXPENSE	1435.84
210-40	OTHER TERMINAL AND RETIREMENT BENEFITS	
	GRATUITY EXP. - STAFF OTHER EXPENSE	1444.90
	L.T.C. (GENERAL) - STAFF OTHER EXPENSE	23.41
	TOTAL	28344.20



Rajkot Municipal Corporation
SCHEDULE I10 :- ADMINISTRATIVE EXPENSES (CODE NO.220)

		Amount in Lakhs
CODE NO.	PARTICULAR	AMT RS.
220-12	COMMUNICATION EXPS	
	TELEPHONE EXP. - COMMISSIONER BRANCH	1.28
	TELEPHONE EXP. - ESTA & A D M BRANCH	2.66
	TELEPHONE - AUDIT DEPT	0.04
	TELEPHONE - SECRETORY DEPT	1.46
	TELEPHONE EXP. - ELECAION DEPT	0.05
	TELEPHONE EXP. - I T DEPT	0.30
	TELEPHONE EXP. - WORK SHOP DEPT	0.01
	TELEPHONE EXP. - ACCOUNT DEPT	0.12
	TELEPHONE - SHOP AND ESTA DEPT	0.16
	TELEPHONE EXP. -CENTRAL STORE DEPT	0.02
	TELEPHONE EXP. - TAX COLLECTION BRANCH	0.37
	TELEPHONE EXP. - SECURITY BRANCH	0.16
	TELEPHONE EXP. - LEGAL DEPT	0.21
	TELEPHONE EXP. - FIRE BRIGED DEPT	0.76
	TELEPHONE EXP.- HEALTH DEPT	0.23
	TELEPHONE EXP. - URBAN MELERIYA (GRANTBLE)	0.05
	TELEPHONE EXP. - A N C D	0.04
	TELEPHONE EXP. - PROJECT DEPT	0.02
	TELEPHONE EXP. - T P I DEVELOPMENT DEPT	0.23
	TELEPHONE EXP. - AVASH YOJNA DEPT	0.41
	TELEPHONE EXP. - GARDEN DEPT	0.20
	TELEPHONE EXP. - ZOO DEPT	0.07
	TELEPHONE EXP. - WATER WORK DEPT	0.53
	TELEPHONE EXP. -BANDHAKAM DEPT	0.10
	TELEPHONE EXP. --DRAINAGE DEPT	0.17
	TELEPHONE EXP LIABRARY	4.44
	TELEPHONE - SECONDARY EDUCATION SHETH HIGHSCHOOL	0.17
	TELEPHONE - SECONDARY EDUCATION VIRSAVARKAR HIGHSCHOOL	0.14
	TELEPHONE - SECONDARY EDUCATION EKNATH RANDE HIGHSCHOOL	0.17
	TELEPHONE - SECONDARY EDUCATION MAHARANI LAXMIBAI KANYA VIDHYALAY	0.17
	TELEPHONE - MURLIDHAR SECONDARY EDUCATIONAL SCHOOL	0.08
220-11	OFFICE MAINTENANCE EXPS.	
	ELECTRICITY EXP. - COMMISSIONER BRANCH	1.24
	ELECTRICITY -SECRETORY DEPT	0.40
	ELECTRICITY - TAX COLLECTION BRANCH	5.62
	ELECTRICITY EXP. - LEGAL DEPT	0.48
	ELECTRICITY - FIRE BRIGED DEPT	13.37
	ELECTRICITY EXP. - HEALTH DEPT	85.73
	ELECTRICITY EXP. - SPECIAL CONSERVANCY SOLID WEST DEPT	23.93
	ELECTRICITY EXP. - CULTURE DEVELOP DEPT	9.99
	ELECTRICITY EXP. - MARKET DEPT	0.90



	ELECTRICITY EXP. - T P I DEVELOPMENT DEPT	0.12
	ELECTRICITY EXP.-BANDHAKAM DEPT	0.76
	ELECTRICITY - TRANSPORT DEPT	0.05
	ELECTRICITY - SECONDARY EDUCATION MAHARANI LAXMIBAI KANYA VIDHYALAY	0.10
	ELECTRICITY - MURLIDHAR SECONDARY EDUCATIONAL SCHOOL	0.18
220-21	PRINTING AND STATINERY	
	PRINTING AND STATIONARY -CENTRAL STORE DEPT	114.95
	MISC.STATIONARY - CENTRAL STORE DEPT	89.80
220-30	TRAVELLING AND CONVEYANCE	
	TRAVELLING EXP. SECRETORY DEPT	0.24
220-51	LEGAL EXPENSES	
	LEGAL FEE - LEGAL DEPT	41.33
	LEGAL FEE - LEGAL DEPT	14.99
220-60	ADVERTISEMENT AND PUBLICITY	
	ADVERTISEMENT - ESTA & A D M BRANCH	45.72
220-80	OTHER ADMINISTRATIVE EXPS.	
	HOSPITALITY EXP. - COMMISSIONER BRANCH	0.54
	HOSPITALITY EXP. - DEPUTY COMMISSIONER BRANCH	0.84
	CONTINGENCY EXP. - COMMISSIONER BRANCH	1.27
	OUTSOURCING STAFF EXPENSE - ESTA & A D M BRANCH	7.19
	CONTIGENCY - ESTA & A D M BRANCH	5.69
	HOSPITALITY EXP. - ESTA & A D M BRANCH	0.49
	CONTIGENCY - AUDIT DEPT	5.81
	OUTSOURCING STAFF EXPENSE - SECRETORY DEPT	5.86
	CORPORATORS HONORARIUM	124.55
	CONTINGENCY - SECRETORY DEPT	8.43
	GENERAL HOSPITALITY EXP. SECRETORY DEPT	2.92
	STANDING COMMITTEE HOSPITALITY	1.28
	CONTIGENCY EXP. - ELECATON DEPT	0.09
	OUTSOURCING STAFF EXPENSE - I T DEPT	2.77
	CONTINGENCY EXP. - I T DEPT	0.08
	WEB SERVICES & INTERNET - I T DEPT	29.71
	OUTSOURCING STAFF EXPENSE - CALL CENTRE	15.73
	CONTINGENCY EXP. - WORK SHOP DEPT	0.11
	OUTSOURCING STAFF EXPENSE- ACCOUNT DEPT	3.19
	CONTINGENCY EXP.- ACCOUNT DEPT	8.92
	ACCIDENTAL EXP. - ACCOUNT DEPT	6.28
	OTHER REFUND - STFF AND OTHER EXPENSE	114.02
	OUTSOURCING STAFF EXPENSE - SHOP AND ESTA DEPT	1.33
	CONTI.- SHOP AND ESTA DEPT	0.06
	CONTINGENCY -CENTRAL STORE DEPT	0.40
	OUTSOURCING STAFF EXPENSE - TAX COLLECTION BRANCH	1.16
	CONTINGENCY EXP. - TAX COLLECTION BRANCH	3.78
	BILL NOTICE DISTRI. EXP. - TAX COLLECTION BRANCH	34.52
	ASSESSMENT EXP. - TAX COLLECTION BRANCH	64.73
	OTHER TAX REFUND - - TAX COLLECTION BRANCH	0.30



VEHICLE TAX REFUND - - TAX COLLECTION BRANCH	4.11
OUTSOURCING STAFF EXPENSE - LEGAL DEPT	5.96
CONTINGENCY EXP. - LEGAL DEPT	1.58
CONTINGENCY EXP. - SECURITY BRANCH	0.35
CONTINGENCY EXP. VIGILANCE DEPT	0.03
CONTINGENCY EXP. - FIRE BRIGED DEPT	3.06
CONTINGENCY - ROSHNI DEPT	1.72
OUTSOURCING STAFF EXPENSE - HEALTH DEPT	14.09
CONTINGENCY - HEALTH DEPT	1.55
CONTINGENCY - URBAN MELERIYA (GRANTBLE)	0.49
OUTSOURCING STAFF EXPENSE - SPECIAL CONSERVANCY SOLID WEST DEPT	13.11
CONTINGENCY - SPECIAL CONSERVANCY SOLID WEST DEPT	3.52
OUTSOURCING STAFF EXPENSE - A N C D	33.94
CONTINGENCY - A N C D	0.26
CONTINGENCY EXP. - PROJECT DEPT	0.01
OUTSOURCING STAFF EXPENSE - CULTURE DEVELOP DEPT	3.31
CONTINGENCY EXP. - CULTURE DEVELOP DEPT	1.45
CONTINGENCY - SWIMMING POOL	0.32
CONTRACT BASE EMP. - LIABRARY	40.66
OUTSOURCING STAFF EXPENSE - MARKET DEPT	28.71
CONTINGENCY EXP. - MARKET DEPT	0.22
OUTSOURCING STAFF EXPENSE - ESTATE	5.83
CONTINGENCY EXP. - ESTATE	1.75
OUTSOURCING STAFF EXPENSE - T P I DEVELOPMENT DEPT	24.80
CONTINGENCY - T P I DEVELOPMENT DEPT	9.57
CONSULTANT FEE - JN NURM MISSION 1	1.43
CONTINGENCY - JN NURM MISSION 1	0.10
CONTINGENCY - AVASH YOJNA DEPT	4.50
CONTINGENCY - AVASH YOJNA DEPT	2.20
CONTINGENCY EXP. - MAHATMA GANDHI MEUSEUM	0.76
CONTINGENCY EXP. - GARDEN DEPT	0.03
OUTSOURCING STAFF EXPENSE - ZOO DEPT	37.81
CONTINGENCY - ZOO DEPT	0.80
OUTSOURCING STAFF EXPENSE- WATER WORK DEPT	2.36
CONTINGENCY - WATER WORK DEPT	7.03
OUTSOURCING STAFF EXPENSE -BANDHAKAM DEPT	2.66
CONTINGENCY -BANDHAKAM DEPT	3.20
TENDER EXPENSE --BANDHAKAM DEPT	17.43
CONTINGENCY EXP. - DRAINAGE DEPT	2.34
CONTINGENCY - TRANSPORT DEPT	1.97
OUTSOURCING - VIGILANCE BRANCH	1.40
CONTINGENCY - LIABRARY	3.62
CONTINGENCY - PROJECT SHAKHA	0.01
OUTSOURCING STAFF EXPENSE - DRAINAGE DEPT	2.26
CONTINGENCY - SECONDARY EDUCATION SHETH HIGHSCHOOL	1.98
CULTURAL TOUR FOR PUPILS - SECONDARY EDUCATION SHETH HIGHSCHOOL	4.19
CONTINGENCY - SECONDARY EDUCATION VIRSAVARKAR HIGHSCHOOL	0.46
CULTURAL TOUR FOR PUPILS - SECONDARY EDUCATION VIRSAVARKAR HIGHSCHOOL	0.02



	CONTIGENCY - SECONDARY EDUCATION EKNATH RANDE HIGHSCHOOL	1.24
	CULTURAL TOUR FOR PUPILS - SECONDARY EDUCATION EKNATH RANDE HIGHSCHOOL	0.58
	CONTIGENCY - SECONDARY EDUCATION MAHARANI LAXMIBAI KANYA VIDHYALAY	0.48
	CULTURAL TOUR FOR PUPILS - SECONDARY EDUCATION MAHARANI LAXMIBAI KANYA VIDHYALAY	0.11
	CONTIGENCY - SECONDARY EDUCATION SAROJINI NAYDU KANYA VIDHYALAY	2.21
	ELECTRICITY -- SECONDARY EDUCATION SAROJINI NAYDU KANYA VIDHYALAY	0.33
	CULTURAL TOUR FOR PUPILS - SECONDARY EDUCATION SAROJINI NAYDU KANYA VIDHYALAY	1.63
	CONTIGENCY - MURLIDHAR SECONDARY EDUCATIONAL SCHOOL	0.40
	NEW AVAS EXP	90.00
	TOTAL	1312.71



Rajkot Municipal Corporation
SCHEDULE I-11 :- OPERATIONS AND MAINTANANCE (CODE NO.230)

		Amount in Lakhs
CODE NO.	PARTICULAR	AMT RS.
230-10	POWER AND FUEL	
	PETROL/DIESEL OIL LUBRI, GREASE PUR. - WORKSHOP DEPT	789.96
230-51	REPAIRS AND MAINTENANCE-INFRASTRUCTURE ASSETS	
	PIPE MAINT. - WATER WORKS DEPT	521.31
	VALVE OPERATING - WATER WORKS DEPT	325.05
	WATER SUPPLY GOVT. CHARGE -- WATER WORKS DEPT	2132.00
	FILTER PLANT MAINT, GOODS - FILTER PLANT	601.89
	ELECTRICITY - FILTER PLANT	3147.35
	CHEMICALS PUR. - FILTER PLANT	105.62
	WATER SUPPLY EMERGENCY SCH.EXP. - WATER SUPPLY EMERGENCY YOJNA	50.89
	NYARI-2 EMERGENCY - WATER SUPPLY EMERGENCY YOJNA	31.32
	NYARI-1 OPERA.& MAINT. -- WATER SUPPLY EMERGENCY YOJNA	24.91
	WATER DISTRI. BY TANKER - WATER SUPPLY EMERGENCY YOJNA	325.32
	PUBLIC TOILET, URINAL -- BANDHAKAM DEPT	32.63
	GUTTER & OTHER MAINT. - BANDHAKAM DEPT	86.85
	COMMUNITY HALL MAINT. -- BANDHAKAM DEPT	16.27
	NALA-BRIDGE MAINT. - BANDHAKAM DEPT	27.83
	ROAD MAINT. - BANDHAKAM DEPT	547.40
	FOOTPATH REPAIRING - BANDHAKAM DEPT	83.46
	CREMATORIUM MAINT. - BANDHAKAM DEPT	27.82
	GRAVEYARD MAINT. - BANDHAKAM DEPT	2.64
	DRAINAGE MAINT./REP. NEW WORK - DRAINAGE DEPT	954.82
	TREATMENT PLANT - DRAINAGE DEPT	238.79
	PUMPING STATION - DRAINAGE DEPT	319.88
	COLLECTIVE SYSTEM - DRAINAGE DEPT	223.81
	CLEANING MACHINARY - DRAINAGE DEPT	158.50
	DRAINAGE MAINT./REP. NEW WORK - DRAINAGE DEPT	520.05
230-52	REPAIRS AND MAINTENANCE-CIVIC AMENITIES	
	MAINTENANCE - SWIMMING POOL BRANCH	12.58
	ELECTRICITY - SWIMMING POOL BRANCH	48.30
	ELECTRICITY EXP. - LIBRARY	3.04
	LIBRARY - LIBRARY	0.08
	CLEANING EXP. - LIBRARY	7.62
	TOYS PUR. - LIBRARY	0.47
	COMMUNITY HALL PNG GAS EXPENSE - ESTATE DEPT	9.23
	MUSEUM REPAIRING EXPS. - MAHATMA GANDHI MUSEUM	106.50



	MUSEUM MAINTENANCE EXPS. -- MAHATMA GANDHI MUSEUM	64.17
	MUSEUM ELECTRICITY EXPS. -- MAHATMA GANDHI MUSEUM	37.48
	ELECTRICITY EXP. - GARDEN DEPT	9.51
	SURFACING OF PLAY GROUND - GARDEN DEPT	9.39
	PLANTATION EXP. - GARDEN DEPT	202.25
	PUBLIC GARDEN MAINT. - GARDEN DEPT	249.41
	GARDEN MAINT. - GARDEN DEPT	62.13
	WILD ANIMAL FOOD - ZOO DEPT	95.55
	MEDICINE PUR. - ZOO DEPT	1.93
	ELECTRICITY EXP. - ZOO DEPT	18.17
	ZOO MAINT. & PROMOTION EDUCATION ACTIVITY - ZOO DEPT	8.78
230-53	REPAIRS AND MAINTENANCE-BUILDINGS	
	BUILDING MISC. MAINT. - ROSHNI DEPT	69.57
	BUILDING, FOUNTAIN ELE. - ROSHNI DEPT	36.63
	BUILDING REPAIR (GENERAL) - BANDHAKAM DEPT	80.46
230-54	REPAIRS AND MAINTENANCE-VEHICLES	
	VEHICLE INSU.(OTHER) - WORKSHOP DEPT	26.88
	VEHICLE MAINT. EXP. - WORKSHOP DEPT	33.71
	TYRE-TUBE-BATTERY - WORKSHOP DEPT	33.70
	CONTRACT BASE VEH. - TAX COLLECTION DEPT	14.85
	VEHICLE INSU. - FIRE BRIGADE DEPT	11.49
	VEHICLE MAINTENANCE - FIRE BRIGADE DEPT	19.91
	OUTSOURCING VEHICLE -SPECIAL CONSERVANCY SOLID WASTE MGMT	146.35
	VEHICLE MAINT. EXP - SPECIAL CONSERVANCY SOLID WASTE MGMT	35.83
	VEHICLE MAINT. - PROJECT DEPT	3.12
	OUTSOURCING VEHICLE - T P & DEVELOPMENT DEPT	10.00
	OUTSOURCING VEHICLE - ESTATE DEPT	3.58
230-59	REPAIRS AND MAINTENANCE-OTHERS	
	COMPUTER - I T DEPT	4.82
	COMPUTER MAINTENANCE - I T DEPT	22.02
	FOGING MACHINE MAINT. - WORKSHOP DEPT	4.58
	TOOLS & PLANT - WORKSHOP DEPT	1.25
	FIRE TOOLS STORE - FIRE BRIGADE DEPT	1.94
	STREET LIGHT MAINT. - ROSHNI DEPT	39.59
	STREET LIGHT MAINT.- ROSHNI DEPT	54.67
230-80	OTHER OPERATING AND MAINTENANCE EXPS.	
	ELECTRICITY EXP. - WORKSHOP DEPT	1.28
	PRIVATE SECU.CONTRA.EXP.- SECURITY DEPT	888.09
	POLICE/ S.R.P. ESCORT CHARGE - SECURITY DEPT	299.58
	CONTRACT BASE DRIVER FIRE BRIGADE DEPT	74.69
	STREET LIGHT ELE. - ROSHNI DEPT	482.11
	MOBILE DISPEN. EXP. - HOSPITALS	16.55



MEDICINES (STORES) - HOSPITALS	0.66
DISEASE CONTROL - URBAN MELERIYA (GRANTABLE)	4.38
STORES - SPECIAL CONSERVANCY SOLID WASTE MGMT	39.15
GARBAGE BIN REPAIR. - SPECIAL CONSERVANCY SOLID WASTE MGMT	6.04
CONTRACT BASE GARBAGE - SPECIAL CONSERVANCY SOLID WASTE MGMT	193.42
CONTRACT BASE GARBAGE - SPECIAL CONSERVANCY SOLID WASTE MGMT	1634.81
HOU.SOC CLEAN GRANT - SPECIAL CONSERVANCY SOLID WASTE MGMT	131.52
CONTRACT BASE VONKLA, NALA, BOX GUTTER SAFAI - SPECIAL CONSERVANCY SOLID WASTE MGMT	54.86
DOOR TO DOOR COLLEC. - SPECIAL CONSERVANCY SOLID WASTE MGMT	1021.39
COMMUNITY CENT. ELE. - A N C D	3.55
MEDICINES (STORES) - A N C D	0.45
MAINTENANCE - A N C D	3.32
CATTLE TRANS. EXP. - A N C D	13.95
CATTLE GRANT - A N C D	160.75
CATTLE FOOD - A N C D	175.59
DOGS STERILI. - A N C D	103.76
COMPETANT RAJKOT - PROJECT DEPT	3.44
ELECTRICITY EXP. - CULTURE DEVELOPMENT DEPT	15.79
ELECTRICITY EXP. - ESTATE DEPT	34.48
CLEANING EXP. - ESTATE DEPT	36.95
MATERIALS EXP. - T P & DEVELOPMENT DEPT	0.44
CORPO. LAND PROTECTION - BANDHAKAM DEPT	40.25
CYCLE SHARING MAINTENANCE - TRANSPORTATION DEPT	1.85
TRAFFIC MANAGEMENT - TRANSPORTATION DEPT	138.42
R.R.M. CONTRI. - TRANSPORTATION DEPT	1776.00
REPAIRS & MAINTENANCE - OTHERS - SETH SECONDARY EDUCATIONAL SCHOOL	0.07
OTHER OPERATING AND MAINTENANCE EXPS. - SETH SECONDARY EDUCATIONAL SCHOOL	28.68
REPAIRS & MAINTENANCE - OTHERS - SETH SECONDARY EDUCATIONAL SCHOOL	0.22
OTHER OPERATING AND MAINTENANCE EXPS. - VIRSAVARKAR SECONDARY EDUCATIONAL SCHOOL	0.57
OTHER OPERATING AND MAINTENANCE EXPS. - EKNATH RANDE SECONDARY EDUCATIONAL SCHOOL	0.93
TOOLS/FURNITURE/ COMPUTER PUR. - EKNATH RANDE SECONDARY EDUCATIONAL SCHOOL	0.21
REPAIRS & MAINTENANCE - OTHERS - EKNATH RANDE SECONDARY EDUCATIONAL SCHOOL	0.05
REPAIRS & MAINTENANCE - OTHERS - MAHARANI LAXMI BAI KANYA VIDHYALAY SECONDARY EDUCATIONAL SCHOOL	0.05
REPAIRS & MAINTENANCE - OTHERS - SAROJINI NAYDU KANYA VIDHYALAY	0.72



REPAIRS & MAINTENANCE - OTHERS - SAROJINI NAYDU KANYA VIDHYALAY	0.11
REPAIRS & MAINTENANCE - OTHERS - SAROJINI NAYDU KANYA VIDHYALAY	0.05
REPAIRS & MAINTENANCE - OTHERS - MURLIDHAR SECONDARY EDUCATIONAL SCHOOL	0.01
OTHER EXPS. - MURLIDHAR SECONDARY EDUCATIONAL SCHOOL	0.05
TOTAL	20287.15



Rajkot Municipal Corporation
SCHEDULE I-12 :- INTEREST AND FINANCE CHARGES (CODE NO.240)

		Amount in Lakhs
CODE NO.	PARTICULAR	AMT RS.
240-10	INTEREST ON LOAN FROM CENTRAL GOVT.	-
240-20	INTEREST ON LOAN FROM STATE GOVT.	
	LOAN INTEREST (GSDMA LOAN)	30.02
240-30	INT. ON LOANS FROM GOVT BODIES AND ASSOCIATIONS	-
240-40	INT ON LOANS FROM INTERNATIONAL AGENCIES	-
240-50	INTERSET ON LOAN FROM BANKS & OTHER FINANCIAL INSTITUTIONS	-
240-60	OTHER INTERST	-
240-70	BANK INTEREST	-
240-80	OTHER FINANCE EXP	-
	TOTAL	30.02



Rajkot Municipal Corporation
SCHEDULE I-13. :- PROGRAMME EXPENSE (CODE NO. 250)

		Amount in Lakhs
CODE NO.	PARTICULAR	AMT RS.
250-20	OWN PROGRAMMES	
	STATIONARY EXP.	0.68
	HEALTH EDU.PROG.	26.21
	DIKRI YOJANA GRANT	0.47
	U.B.S. PROJECT EXP.	1.35
	CITY CULTURAL ACTI.	374.06
	DIWALI CARNIVAL	119.60
	RAJKOT MARATHON	44.34
	COMPETITION	9.65
	INTER CORPO. TOURNA.	6.98
	EDU./LITRA. PROG.	0.47
	BOOK FAIR	50.00
	FLOWER SHOW	29.22
	DAY CELEBRATION EXPS.	139.17
	TOTAL	802.20



Rajkot Municipal Corporation

SCHEDULE I-14 :- REVENUE GRANTS, CONTRIBUTIONS AND SUBSIDIES (CODE NO.260)

		Amount in Lakhs
CODE NO.	NAME	AMT RS.
260-10	GRANTS	
	SATYA SAI HEART HOS. GRANT	60.00
	CANCER HOSPI. GRANT	10.00
	B.T. SAVANI KIDNEY HOSPITAL GRANT	10.00
	SHREE SADGURU CHERITABLE TRUST	40.00
	THELESAMIYA DIABETES TREATMENT	5.00
	THELESAMIYA & JUVENILE DIABETIS	5.00
	CREMATORIUM GRANT TO N.G.O.S	69.00
	GRANT	15.00
	LIBRARY GRANT TO NGO	18.30
	SCHOOL EMPLOYTEES MAHEKAM EXPS.	109.25
	OTHER EXP	100.64
	SUKANYA SAMRUDDHI YOJNA	3.46
	SAG GRANT EXPS	20.76
	RENBASERA GRANT DEBIT BALANCE	26.44
	JNNURM GRANT DEBIT BALANCE	0.78
	SMART CITY DEBIT BALANCE	5000.00
	EDUCATION CESS DEBIT BALANCE	428.34
	TOTAL	5921.97



**NOTES TO ACCOUNTS
RAJKOT MUNICIPAL CORPORATION
BALANCE SHEET AS ON 31ST MARCH 2020**

BASIS OF PRESENTATION

Preparation of Statement of Revenue, Expenditure and Balance Sheet requires reliance to be placed on certain assumptions and information provided by the corporation. Reliance was also placed on the various records, registers and data made available from various zones and departments. The following are the methodologies and assumptions adopted for the preparation of the same:

I INCOMES/REVENUES AND EXPENDITURE

- i) Rajkot Municipal corporation has a system of pre audit in respect of majority of Expenditure Assets and liabilities.
- ii) Information on Income as presented is as per the actual amount considered while preparing annual budget.
- iii) The income from Property Tax and related taxes, such as conservancy tax, fire tax, street light tax, drainage tax, garbage tax, water tax, etc. are based on the demands raised during the year.
- iv) Income under heads other than Property Tax and related taxes, are accounted for on receipt basis.
- v) Information on Expense as presented is as per the actual amount considered while preparing annual budget.
- vi) In respect of under mentioned items, accounting has been done as per details available in the designated software for that item.

Staff Housing Loan
Staff Vehicle Loan
Staff PF Loan

- vii) In respect of items appearing under Grant balance remaining of completed projects has been transferred to income and expenditure account.

II FIXED ASSETS

- i) Addition to Assets have been done by considering only capital expenditure which are shown under actual yearly budget.
- ii) Majority of the assets are the ownership of RMC, however in some cases of assets acquired, and received as donation/grant etc. though the physical possession of the same is with RMC the legal title has not been established. In case of certain land acquired by RMC, due to non-availability of cost of acquisition the cost of such asset is not included in Fixed Assets.



- iii) In case of grants received against any capitalized asset, the same has been reduced from that particular fixed assets and depreciation has been charged on net outstanding balance.
- iv) Trees, Museum, Art Crafts, Statues and Animal assets have not been included in the schedule of fixed assets, due to unavailability of data.
- v) To the extent of the above, the Fixed Assets as shown in the financial statements does not represent the complete assets of the RMC.

Based on Data provided, identified assets have been categorized in the following Groups.

1. Land
2. Immovable Properties at Nominal Value
3. Buildings
4. Roads And Bridges
5. Sewerage And Drainage
6. Waterways
7. Furniture, Fixture, Fittings & Electrical Appliance
8. Office And Other Equipment
9. Other Fixed Assets
10. Plant And Machinery
11. Public Lighting
12. Vehicles
13. Books

III DEPRECIATION

- i) Depreciation has been provided on written down value method. Depreciation rates are taken as per Income Tax Act. 1961

IV CURRENT ASSETS

i) Cash & Bank Balances: - Balances as per books are in agreement with balance as per Bank Statement subject to reconciliation. However, reconciliation of Kotak Mahindra Bank Account No. 2812793750, HDFC Bank Account No. 0101864000062 and ICICI Bank Account No. 01530501780 is pending, which are online collection accounts.

ii) Separate Bank Accounts are not maintained for some capital project, special revenue and trust and agency funds which is normally the practice. In such cases General Fund bank accounts are used to incur expenditure to these funds.

iii) Sundry Debtors: - Sundry Debtors consists of Property Tax Receivables and the same is considered based on information furnished by Tax Department. Required Provision on Debtors has been provided as per NMAM.

iv) Inventories: -Inventories are not considered while preparing financial statements due to unavailability of reliable information.



V SECURED LOANS

Loan from Gujarat State Disaster Management Authority is subject to confirmation and reconciliation.

VI CURRENT LIABILITIES

RMC has an unpaid liability of Rs 34096.84/-Lacs towards security deposit and other deposits. This also includes unclaimed deposits outstanding since long and which is not identifiable. These deposits comprises of Earnest Money Deposit, security deposits received from contractors, retention money deducted from payments made to contractors and various other deposits. These are subject to reconciliation with various sub ledgers and are outstanding since long, Out of these payables some amount might not be payable which can be determined only after the reconciliation of these amounts are done with various sub ledger.

ii) PF / CPF Payable represents the amount deducted from salaries and remaining payable as of March 31, 2020. The same are however subject to reconciliation and confirmation.

RMC has balance of Rs. 17397.26 Lacs/- with District Treasury office, Rajkot against the liability of PF.

iii) Deposits as on 31.03.2020 are subject to confirmation and reconciliation from respective external parties.

iv) Gratuity and Superannuation:-

Dues on account of gratuity and superannuation benefits are accounted for on cash basis. No actuarial valuation has been done to ascertain the liability.

VII Let out property by RMC:

RMC has let out on rent many properties over the years for which updated receivable records are not available. As a result of this the amount of rent receivable is not known and the same is accounted for on receipt basis.

VIII ESTIMATES AND ASSUMPTIONS

A number of estimates and assumptions relating to the reporting of assets and liabilities were used to prepare these financial statements.

IX CONTINGENT LIABILITY, JUDGEMENT AND CLAIMS

Items of contingent liability have been reported on the basis of information provided by various departments of RMC and compiled by accounts department.


X FUND BALANCES:

Fund balances are derived by netting off relevant fund expenditure from grant and installments received from beneficiaries, if any.



XI Disclaimers by Consultants

1. All the financial figures and comments in specific or general terms made in relation to the same or the accounting process in general in the RMC are based on documents, information and explanations provided by RMC officers and staff during the course of engagement of team of M/s. M. M. Thakkar & Co. (Consulting team) with the RMC, and the correctness, origin comprehensiveness or veracity of comments or explanations in so far as they relate to existing practices is not the responsibility of the Consulting team. It is emphasized that process of compilation in the RMC, based on which the present document has been devised, preferably should be subjected to review by competent authority.
2. Although the Consulting team has made every effort to obtain information comprehensively for every department of the RMC and has also widely circulated the team's requirements in this regard, it is possible that some relevant information or documentation has not become available to the team. It is therefore specifically stated that this document is based upon and restricted to the set of documents, information, comments and explanations provided by RMC officers and staff and therefore any such documents, information, comments and explanations not provided to the Consulting team is excluded and the team has no responsibility whatsoever in regard to the possible present or future effects of such documents, comments, information and explanations on present document.
3. The Consulting team is not responsible for any legal or other liability that may arise in any way at any point of time from this documents or any interpretation whatsoever that may be put on the whole or part of it. Likewise, the Consulting team is not responsible for any legal consequences arising out of non-compliance by the RMC of any of its statutory or other Governmental obligations that may become apparent now or any time in the future, in whatsoever manner and in whatsoever ways.



SIGNIFICANT ACCOUNTING POLICIES

Significant accounting policies are the basis of accounting that is used to determine how transactions are reported on the financial statements. These financial statements are reported using the economic resources measurement focus and the accrual basis of accounting, whenever applicable.

These Accounting Policies have been prepared considering Government Accounting Standards Advisory Board (GASAB) pronouncements, various relevant Accounting Standards of the Institute of Chartered Accountants of India (ICAI), Accounting Standards for Local Bodies issued by the ICAI and Comptroller & Auditor General's report on Urban Local Bodies.

BASIS OF PRESENTATION

Method of Accounting: -

The method of accounting is the Double-Entry System.

Income/Revenues

Information on Income as presented is as per the actual amount received by all the zones/departments of RMC. This income has been reconciled with the Annual Receipts and Payments Statement prepared by RMC.

Expenditures

Expenditures are recorded when incurred & paid. RMC has a system of pre audit of major the expenditure and the same are accounted accordingly.

Cash and Bank

Cash comprises cash in hand and cash at bank as on the Balance Sheet date. Bank balance is taken as per books which are subject to reconciliation.

Investments

Investments comprise fixed term deposit with Nationalized Banks and PF balance with treasury office. Investments are valued at cost and adequate provision is made to recognize any permanent diminution, if any, in value.

Depreciation

Depreciation has been charged under written down value method of the assets.

The rates of depreciation on various kinds of assets are provided as below:

Assets	Rate of Depr.
1. Land	NIL
2. Immovable Properties at Nominal Value	NIL
3. Buildings	10%
4. Roads And Bridges	10%
5. Sewerage And Drainage	10%
6. Waterways	10%
7. Furniture, Fixture, Fittings & Electrical Appliance	10%
8. Office And Other Equipments	40%
9. Other Fixed Assets	10%



10. Plant And Machinery	15%
11. Public Lighting	15%
12. Vehicles	15%
13. Books	40%

The Assets that are purchased or acquired in a year, full year's depreciation has been provided.

